

SPF Health Regulations

for SPF herds

Effective 2 January 2025



The Danish Agriculture & Food Council.
Agro Food Park 15, DK - 8200 Aarhus N

+ 45 8740 5101

sundhedsstyringen@lf.dk

www.spfsus.dk

CVR 25529529

Copyright

These SPF Health Regulations were developed by and belong to SPF Health and are protected in accordance with the copyright law of 11 March 1997.

In the event of a discrepancy between the original text (Danish) and the translation, the original language shall prevail.

SPF Health
2 January 2025

Table of Contents

SPF Health Regulations status and definitions.....	5
1 Biosecurity	7
1.1 Herd area	7
1.2 People access and entrance room	9
1.3 Introduction of pigs to the herd.....	10
1.4 Delivery of pigs from the herd	12
1.5 Feed and bedding.....	16
1.6 Manure removal.....	17
1.7 Housing equipment, tools, etc.	18
1.8 Other animal species	18
1.9 Boar semen, medicine, iron preparation, vitamin preparations and instruments.....	18
1.10 Caesarean section clinic.....	18
2 Health status.....	20
2.1 Safety levels	20
2.3 Health declarations.....	21
2.4 Health status designations	21
2.6 Additional status information	23
2.7 Unwanted infection, conditional status and status change	24
3 Health Control.....	29
3.1 Responsibility and protocol	29
3.2 Health control protocol.....	32
3.4 Reporting symptoms and disease	34
3.5 Treatment of disease	34
Appendix A – Delivery of pigs (in or out)	35
A1 Delivery of pigs - unloading	35
A2 Delivery of pigs - outgoing	36
A3 Livestock vehicle.....	40
A4 Vehicle for transport of animals for slaughter	40
A5 On/offloading ramp.....	40
A6 Changing area	41
A7 Reloading site.....	41
A8 Shuttle transport	41
Appendix B - Health control and declaration for Salmonella and Yersinia	42
B1 Salmonella	42

B2	Health Control in herds with red SPF-status and registration of Yersinia O9.....	42
	Appendix C - Quarantine room regulations.....	43
C1	Purpose	43
C2	Location and design	43
C3	Approval.....	43
C4	Application.....	44
C5	Quarantine room pen in blue free-range herds.....	46
	Appendix D - Owner transport regulations	47
D1	General for livestock vehicles.....	47
D2	Loading on to livestock vehicle	49
D3	Unloading from livestock vehicle	49
D4	Cleaning, disinfection and quarantine of livestock vehicles	50
D5	General for vehicle for transport of animals for slaughter	50
D6	Loading on to vehicle for transport of animals for slaughter	51
	Appendix E - Regulations for Blue SPF free-range herds	52
E1	General	52
E2	Approval	52
E3	Biosecurity	52
E4	Principle sketch of free-range herd area	53
	Appendix F - Regulations for shuttle transport	54
F1	General	54
F2	Supplier and recipient with same status in the SPF system.....	54
F3	Supplier and recipient with different status in the SPF system	54
F4	Recipient with Unknown status or PRRS status.....	55

SPF Health Regulations status and definitions

Ai/Au operations:	Herd operation in which the herd is fully stocked or fully depleted of pigs one full herd at a time. Ai/Au operation in individual housing units within the same herd area is regarded as continuous operation in terms of SPF-status.
Appendix:	Part of the health status of the herd. Appendix for disease(s) for which the herd has been declared positive.
Conditional status:	Unwanted infection suspected in herd, deviation from declared health status or SPF health regulations, or other temporary restriction on sales.
Blue herd:	Primarily production herd, approved in accordance with section 2.
Blue SPF folder	Manual used by Health Control when carrying out SPF controls.
Buyer herd:	Blue SPF folder is available for veterinarians, SPF herd owners and SPF Herd receiving breeding pigs and piglets for breeding and production.
Full unloading:	Unloading, where the SPF vehicle is emptied of pigs.
Green Herd:	Primarily production herd approved in accordance with section 2.
Health declaration:	A red SPF herd health declaration, which can be downloaded as a pdf file at www.spfsus.dk .
Health Control	The person or organisation who, in agreement with SPF Health, carries out SPF health controls in a respective herd.
Health regulations:	These SPF Health regulations
Herd:	All pigs housed under one CHR number.
Higher status	A higher status indicates that the animals are tested negative for an SPF disease for which the animals being compared are positive.
Lower status:	A lower status indicates that the animals are tested positive for an SPF disease for which the animals being compared are negative.
Owner:	Owner of a Red, Blue or Green SPF herd who has entered into an SPF Owner Agreement - or the person who, on behalf of the owner, is responsible for the daily operation of the herd.
Owner transport:	Transport by livestock vehicle approved by SPF Health, by the owner of a seller or buyer herd that has entered into an SPF Owner's agreement in accordance with Appendix D.
Partial unloading:	Unloading when the SPF vehicle is not completely emptied of pigs.
PRRS regulations:	SPF Health Regulations for PRRS declaration, available at www.spfsus.dk .
Red herd:	Primarily nucleus or multiplier herd, approved according to section 2.
Seller herd:	Herd that supplies breeding pigs and/or piglets for production.
SPF Driver:	Driver employed by SPF Transporter and approved for SPF transport.
SPF herd:	Pig herd whose owner has entered into ownership agreement with SPF Health.
SPF livestock vehicle:	Livestock vehicle approved by SPF Health.
SPF system:	Danish Agriculture and Food Council's SPF system
SPF Transporter:	Transporter, approved by SPF Health for transporting pigs within the SPF system, cf. section 1.3.2. (Overview of SPF Transporters is available from SPF Health and at the SPF Health website, spfsus.dk)
SPF Transporter on trial:	SPF Transporter in trial period.
SPF Vehicle:	Approved SPF transport vehicle belonging to SPF Transporter.
SPF Health:	SPF Health, cf. the SPF-Owner agreement.
SuS joint operation herds:	Herds operated in a health context with SPF Health approval, cf. section 2.3.3.

Unapproved transporter:	A piglet transporter, slaughterhouse transporter or other pig transporter not approved by SPF Health for transport of SPF pigs.
Unapproved vehicle:	A transport vehicle not approved by SPF Health. The vehicle may belong to an SPF Transporter approved by SPF Health.
Unknown:	Herd with Unknown health status. Transporters at www.spfsus.dk .
Weaner herd:	Independent herd raising piglets from 7 to 30 kg.
Print colour:	Black text applies to all SPF herds. Red text applies to red SPF herds. Blue text applies to blue SPF herds. Green text applies to green SPF herds.

1 Biosecurity

1.1 Herd area

- 1.1.1 The herd area includes the areas and rooms used in the daily operation and care of the herd - excl. the facilities for the delivery, in or out, of pigs, cf. Appendix A.
Alternative housing may be used only with written approval by SPF Health.
Before introducing pigs to a new herd, the herd area, including the facilities for delivering and receiving pigs – including a changing area – must be approved by Health Control and described in the Approval Report. The Approval Report must be submitted to SPF Health.
Later changes to the herd area must be approved in writing by SPF Health before they are deployed.
The Owner is obliged to provide an overview drawing/sketch of all buildings/facilities that form part of or are associated with the herd area. The drawing/sketch must be used as the basis for Health Control's approval of the herd area. The drawing is sent to SPF Health together with the Approval Report.
The herd area must be kept sealed off from the surroundings. The outer door of the entrance room (cf. section 1.2) must always be locked. Other access routes must be secured against immediate entry from the outside.
- 1.1.2 The herd area must be reapproved before the end of the month of the herd approval.
- 1.1.3 The distance to other pig herds must be at least:
- a) 50 m for herds, first approved before 1 January. 2000
 - b) 100 m for herds, first approved after 1 January. 2000

The owner is obliged to notify SPF Health immediately if the distance requirement can no longer be met.

- 1.1.4 The distance to other pig herds must be at least:
- 1) 100 m for herds first approved before 1 January. 1990
 - 2) 300 m from herds first approved in the period 1 January 1990 - 31 December 1997
 - 3) 500 m for herds first approved in the period 1 January 1998 - 31 December 2019
 - 4) 1000 m for herds first approved after 1 January 2020

The minimum distance at the time of the herd's approval is stated in the herd's Health Declaration. If the Owner wishes to have a greater specific distance stated in the Health Declaration, this can be done following presentation of statements from owners of properties within the desired distance.

The Owner is obliged to notify SPF Health immediately if the distance is later reduced. If the minimum distance cannot be maintained, the herd's SPF status cannot be maintained either. If it is a matter of hobby-oriented pig keeping of a few animals only, inside the approved distance, this may be permitted following a professional assessment by Health Control and added to the herd's Health Declaration. Pigs within 100 meters cannot be allowed.

- 1.1.5 Alle exterior doors of the herd's entrance room and delivery facilities must display a sign showing the current Health Status and the respective year.
The signs and associated status labels are provided by SPF Health, and the signs must at all times display the current label from SPF Health specifying the current health status of the herd.

The signs must be placed so that visitors, SPF drivers and other hauliers can easily be aware of the herd's health status.

The signs belong to SPF Health, and upon termination of the SPF-Owner's Agreement the signs must be destroyed.

The Owner will be held responsible if outdated or incorrect status signs/labels are displayed.

- 1.1.6 Windows, doors and ventilation ducts, when open, must be fitted with a net to prevent dogs, cats and birds from gaining access to the herd area. Maximum hole size is 2 x 2 cm. If there is no net in front of the openings, the herd must have additional Free Range status information, cf. app E.

- 1.1.7 Prior to transferring a new herd:

- a) The entire herd area must be empty for at least 7 days before the new arrivals, and it must be cleaned before the arrival of the first pigs.
- b) Each individual, independent housing section must be empty of pigs for at least 21 days.
- c) Each section of the housing unit must be washed with soap and disinfected with glutaraldehyde prior to pigs being introduced into them.
- d) If the entire herd area cannot be left empty for 21 days, it must be ensured that people and pigs cannot come into contact with the part of the herd area that cannot comply with the quarantine period.
- e) Before transferring pigs into the herd, cleaning and disinfection must be approved by Health Control, cf. 1.1.1.
- f) In cases of sanitizing for Myc, Ap and PRRS only, points b) and d) above do not apply.

- 1.1.8 The herd or parts of it can be housed free range, cf. [Appendix E](#).

- 1.1.9 Distance requirements for biogas plants receiving materials from other herds are the same as for other pig herds, cf. 1.1.3.

1.2 People access and entrance room

- 1.2.1 People access to the herd area may only take place through the anteroom and only after at least 12 hours of quarantine following contact with pigs of a lower health status than that of the herd. After visits abroad, applicable visiting regulations from SPF Health must be observed (www.svineproduktion.dk).

The order of visits must always be organized so that movement between herds is of the same status or from higher to lower status. In all other cases, there must be a 12-hour quarantine between visits.

Change between safety levels	PRRS decl. or Unknown $\xrightarrow{12 \text{ hours}}$ Green $\xrightarrow{12 \text{ hours}}$ Blue $\xrightarrow{12 \text{ hours}}$ Red	
	Herd "Under approval as red SPF" is considered as red before the visit and blue after the visit.	
Within same safety level	12-hour quarantine	From herd carrying several appendixes to herd with fewer appendixes
		Between herds with different appendixes
		From "Conditional status" to SPF with or without conditional status. however: Allowed from herd with conditional status for a specific disease (appendix) to herd with same appendix. Example.: Cond. status for Myc to "SPF + Myc" is allowed, but: Cond. status for LUN to "SPF + Myc" is not. allowed as LUN encompasses several diseases
		Between herds with "san" status for the same disease
		"San" herd is considered free of the respective disease before the visit and positive after the visit.
With Conditional Status in Quarantine room	12-hour quarantine	From quarantine room to full owner herd

- 1.2.2 People access must be limited as much as possible. Before entering the herd area, a visitor must make a declaration of compliance with the quarantine period in the herd's visitor log, which must be present in the entrance room. Complete visitor lists must be kept by the Owner for one year from the last visit date on the log.
- 1.2.3 Stockpersons and visitors must change from outdoor clothing/footwear to housing unit clothing/footwear before entry. Disposable clothing/footwear/plastic overshoes may only be used with prior approval from SPF Health.
- 1.2.4 Between the change from outdoor clothing to housing unit clothing, hands must be washed with soap.

- 1.2.5 The entrance room must be effectively divided into an outer section (not included in the herd area) and an inner section (included in the herd area). The two sections can be separated by:
- 1) The floor in the inner section raised 10-15 cm above the floor in the outer section, with a floor drain in the outer section.
 - 2) A waterproof elevation of min. 10 cm between the two sections, with floor drains in each section - inner and outer.
 - 3) A groove the full length of the entrance room, at least 40 cm wide and 10 cm deep, with a floor drain at the bottom.

However, these requirements do not apply to herds established before 07.01.86. In case of changes in the floor construction of the entrance room made after 01.01.08, section a), b) or c) must be observed.

Wooden grating, plastic grating or similar is placed between the outer and inner sections as a base when changing clothes, as well as hand washing with disinfectant soap.

The floor drain must conduct water out of the herd area.

Space is provided in the outer section for placing outdoor clothing/footwear.
Space is provided in the inner section for storing housing unit clothes/footwear.

1.3 Introduction of pigs to the herd

- 1.3.1 The herd may only be supplied with:
- a) pigs from herds with a higher or the same health status in the SPF system as the herd itself. If the herd is supplied with pigs with a lower health status, the herd's health status must be changed to reflect the additional diseases introduced.
 - b) newborn primary SPF pigs, by agreement with SPF Health. The pigs can be added directly into the herd area if they are:
 - 1) taken from a caesarean section laboratory approved by SPF Health,
 - 2) transported to and transferred into the herd area in a manner approved by SPF Health.
 - c) fertilised eggs (embryos) after written permission from SPF Health.

The addition of pigs must comply with section 2.1.

- 1.3.2 Pigs may be transported to a herd, as follows:
- a) by SPF Transporter on an SPF vehicle
 - b) SPF Livestock vehicle belonging to the Owner or trading partner (however, cf. section 2.4.1 concerning additional status information)

If other forms of transport are used than those above, the herd's SPF health status expires automatically and with immediate effect.

An overview of SPF Transporters is available from SPF Health, including on the SPF Health website at www.spfsus.dk.

1.3.3 Pigs may be transported to a herd, as follow:

- a) by SPF-Transporter on an SPF vehicle
- b) by SPF Livestock vehicle between Owner's own herds (however, cf. section 2.4.1 concerning additional status information). For transport on public roads, the vehicle must meet SPF vehicle requirements, cf. the SPF Transport Regulations.
- c) by SPF Livestock vehicle between another Owner's Red SPF herd and the buyer's Red SPF herd (see, however, section 2.4.1 on additional status information). The livestock vehicle must belong to the recipient herd. For transport on public roads, the vehicle must meet SPF vehicle requirements, cf. the SPF transport regulations and cf. D1.4 Red.

If other forms of transport are used than those above, the herd's SPF health status expires automatically and with immediate effect.

1.3.4 The Owner must establish the necessary facilities for the delivery of pigs to the herd. The facilities must be approved by Health Control before they are deployed for the first time in accordance with the regulations in section 1.1.1.

1.3.5 Unloading facilities must be cleaned and disinfected as soon as possible, but no later than 24 hours after each use.
Outdoor facilities must be disinfected again immediately before use. If the unloading facilities have been used for delivery to a non-approved vehicle, a minimum of 12 hours must elapse from the last washing and disinfection, after the delivery has ended, until the unloading can take place.

1.3.6 When delivering pigs, the SPF Driver must not enter the herd area and the stockpersons must not enter the SPF vehicle.

1.3.7 Pigs can be unloaded in one of the following ways:

- a) Direct unloading if the vehicle is emptied during unloading.
- b) Into delivery room
 - 1) If the SPF vehicle is emptied during unloading, unloading can take place less than 100 m from the herd area.
 - 2) When partially unloading in descending order, partial unloading can take place less than 100 m from the herd area. The delivery room must be empty, washed and disinfected.
- c) Into quarantine rooms (cf. Appendix C):
 - 1) If the SPF vehicle is completely emptied during unloading, unloading can take place less than 100 m from the herd area.
 - 2) When partially unloading in descending order, partial unloading can take place less than 100 m from the herd area. The quarantine room must be empty, washed and disinfected.
 - 3) When partially unloading where transport is not carried out in descending order, the distance from the quarantine room to the nearest herd of pigs must be at least 100 m (including the receiving herd itself). The quarantine room must be empty, washed and disinfected, and have undergone a 12-hour quarantine.

- d) On to livestock vehicle (cf. Appendix D):
- 1) If the SPF vehicle is completely emptied during unloading, unloading can take place less than 100 m from the herd.
 - 2) When partially unloading in descending order, the partial unloading can take place less than 100 m from the herd area. The livestock vehicle must be empty, washed and disinfected.
 - 3) When partially unloading where transport is not carried out in descending order, the distance to the nearest herd of pigs must be at least 100 m (including the receiving herd itself), and the livestock vehicle must be empty, washed and disinfected, and have undergone a 12-hour quarantine.

1.3.8 Use of quarantine rooms

Pigs supplied to supplement the herd must be held at least 42 days in an approved quarantine room before being introduced into the herd area, cf. Appendix C.

Pigs added from herds in SuS joint operation or partial SuS joint operation are exempt from the quarantine requirement.

- 1.3.9 For Blue SPF herds, the use of quarantine rooms is voluntary. If the Owner wishes to use a quarantine room when buying breeding pigs from a red herd, this must be done in accordance with Appendix C.

1.4 Delivery of pigs from the herd

- 1.4.1 The owner must establish the necessary facilities for use when delivering pigs from the herd, cf. Appendix A. The facilities must at all times be approved by Health Control.
- 1.4.2 Outdoor facilities must be cleaned and disinfected as soon as possible after use, and never later than 24 hours after use.

Outdoor facilities must also be disinfected again immediately before use. If there is visible dirt on the ramp, the ramp must be washed before disinfection.

When delivering pigs to more than one empty SPF vehicles immediately one after the other, cleaning and disinfection of ramps and delivery facilities between the loading of individual vehicles is not necessary.

When delivering pigs for shuttle transport from Blue SPF herds, cleaning and disinfecting ramps and delivery facilities between loads is not necessary. See also Appendix F.

Shuttle deliveries from Red herds are only permitted after prior agreement with SPF Health. See also Appendix F.

- 1.4.3 When picking up pigs, the SPF Driver or other drivers of pig transport vehicles must not enter the herd area, and the stockpersons must not enter the SPF vehicle or respective transport vehicle.

1.4.4 The following forms of delivery can be used:

- a) Direct delivery, where pigs go directly from the herd area, may be used for delivery into:
 - 1) Empty SPF vehicle. Rejected pigs must return to the herd area. See also Appendix D2 regarding loading onto livestock vehicle.
 - 2) Empty washed and disinfected livestock vehicle belonging to the Owner or trading partner. Rejected pigs must return to the herd area.
 - 3) Empty washed and disinfected vehicle belonging to the Owner for transport of pigs for slaughter. Rejected pigs must return to the herd area. See also Appendix D6 regarding loading into vehicle for transport of animals for slaughter.

Upon completed delivery, the delivery facilities must be washed and disinfected, and quarantined for 12 hours before being entered from the herd area.

- b) Delivery room/pen, where all the pigs can be in the room before the delivery starts, may be used for delivery into:
 - 1) Empty SPF vehicle. Pigs that are rejected must return to the herd area.
 - 2) Empty washed and disinfected livestock vehicle belonging to the Owner or trading partner. Rejected pigs must return to the herd area. See also Appendix D2 regarding loading on to livestock vehicle.
 - 3) Empty washed and disinfected vehicle for transport of animals for slaughter belonging to the Owner. Rejected pigs must return to the herd area. See also Appendix D5 regarding loading on to vehicle for transport of animals for slaughter.
 - 4) SPF vehicle with pigs from other herds. Pigs on the SPF vehicle must have the same or higher health status than the herd from which they are unloaded. Rejected pigs must return to the herd.
 - 5) Non-approved vehicle. The vehicle may have pigs from other herds on it. Rejected pigs may not return to the herd.
 - 6) Empty SPF vehicle which has not undergone 12 hours of quarantine since the last transport of pigs with a lower health status. Rejected pigs may not return to the herd area.
 - 7) Empty non-approved vehicle.
 - i Pigs that are rejected may not return to the herd area.
 - ii The vehicle must be quarantined for at least 12 hours between disinfection and arrival.
 - iii Prior to delivery, a haulage agreement must be entered into between the Owner and the transporter. This haulage agreement must be kept by the Owner for at least 2 years after the end of the agreement and must be submitted to SPF Health.

The delivery room must be securely locked from the herd area.

After delivery as per sections 5, 6 and 7, the delivery room/pen must be washed and disinfected and quarantined for 12 hours before it can be entered from the herd area.

After delivery, the delivery facilities must be washed and disinfected and quarantined for 12 hours before being entered from the herd area.

- c) A loading lock preventing pigs from running back into the herd area. A delivery room/pen may be used as a loading lock, by filling and emptying the room several times (cf. A2.3.b). Delivery via the loading lock must be approved by Health Control before the first delivery can commence. SPF Health issues decals to be displayed in accordance with the approval report. A copy of the approval report is issued by SPF Health together with the signs. Delivery via a loading lock can be made to:
- 1) Empty SPF vehicle. Pigs that are rejected must return to the herd area.
 - 2) Empty washed and disinfected livestock vehicle belonging to the Owner or trading partner. Rejected pigs must return to the herd area. See also Appendix D2 regarding loading for livestock vehicle.
 - 3) Empty washed and disinfected vehicle used for transport of animals for slaughter belonging to the Owner. Rejected pigs must go back to the herd area. See also Appendix D5 regarding loading on to vehicle for transport of animals for slaughter.
 - 4) Empty non-approved vehicle. Rejected pigs may not return to the herd area.
 - 5) Empty SPF vehicle which has not undergone a 12-hour quarantine since the previous transport of lower status pigs. Rejected pigs must not return to the herd area.
 - 6) Empty non-approved vehicle.
 - i Rejected pigs may not go back to the herd area.
 - ii The vehicle must be quarantined for at least 12 hours between disinfection and arrival.
 - iii Prior to delivery, a haulage agreement must be entered into between the Owner and the transporter. This haulage agreement must be kept by the Owner for at least 2 years after the end of the agreement and must be submitted to SPF Health.
 - iv A lock attendant must ensure that no pig runs back into the herd area during delivery and loading. Only the lock attendant may be inside the loading lock. The lock attendant may enter the herd area via the herd's entrance room after changing clothes and footwear again and washing hands. Clothes and footwear used at delivery must be washed and disinfected before being used again in the herd area.

After delivery as per sections 4, 5, and 6, the loading lock must be washed and disinfected, and quarantined for 12 hours before it can be entered from the herd area.

After delivery, the delivery facilities must be washed and disinfected, and quarantined for 12 hours before being entered from the herd area.

- d) Delivery by section. One full section may be transformed into a temporary delivery room. Doors between the section and herd area must be locked before delivery on to:
- 1) Empty SPF vehicle. Rejected pigs must return to herd area.
 - 2) Empty, washed and disinfected livestock vehicle belonging to the Owner or trading partner. Rejected pigs must return to the herd area. See also Appendix D2 regarding loading on to livestock vehicle.
 - 3) Empty, washed and disinfected vehicle for transport of animals for slaughter belonging to the Owner. Rejected pigs must return to the herd area. See also Appendix D5 regarding loading to vehicle for transport of animals for slaughter.
 - 4) SPF vehicle with pigs from other herds. Pigs on the SPF vehicle must have the same or higher health status than the herd being loaded from. Rejected pigs must return to the herd area.
 - 5) Empty non-approved vehicle. Rejected pigs must not return to the herd area.
 - 6) Empty SPF vehicle which has not had a 12-hour quarantine since the last transport of lower status pigs. Rejected pigs must not return to the herd area.

- 7) Empty non-approved vehicle.
 - i Rejected pigs may not return to the herd area.
 - ii The vehicle must be quarantined for at least 12 hours between disinfection and arrival.
 - iii Prior to delivery, a haulage agreement must be entered into between the Owner and the transporter. This haulage agreement must be kept by the Owner for at least 2 years after the end of the agreement and must be submitted to SPF Health.

Stockpersons who have helped with the sectional delivery may enter the herd area by using the entrance room of the herd area. Clothes and footwear used during delivery must be washed and disinfected before being used again in the herd area.

After delivery as per section 5, 6 and 7, the section must be washed and disinfected, and quarantined for 12 hours before it can be entered from the herd area. Floors and separation rooms must be dry before reintroducing pigs.

After delivery, the delivery facilities must be washed and disinfected, and quarantined for 12 hours before being entered from the herd area.

- e) Delivery can be made directly to an open vehicle from Blue SPF herds if the following conditions are met:
 - 1) The vehicle is empty, washed and disinfected on arrival.
 - 2) A written agreement is entered into with the haulier before delivery takes place. This "direct delivery haulier agreement" must be kept by the Owner for at least 2 years after the end of the agreement and must be submitted to SPF Health prior to transport.
 - 3) The driver may not enter the herd area, cf. 1.4.3. Stockpersons, therefore, must drive the pigs out to the open vehicle. Stockpersons may not enter the open vehicle.
 - 4) Pigs that are rejected or have had contact with the open vehicle may not be brought back to the herd area.

The herd receives an additional status: "Direct delivery to open vehicle".

After delivery, the delivery facilities must be washed, disinfected and undergo a 12-hour quarantine before being entered from the herd area.

- 1.4.5 For any type of delivery, the DANISH Product Standard and the DANISH Transport Standard must be observed.
- 1.4.6 After delivering pigs to an unapproved vehicle, the delivery facilities must remain untouched for at least 12 hours after disinfection before they may:
 - a) be entered from the herd area.
 - b) be used for delivering pigs to an SPF vehicle, livestock vehicle or vehicle used for transport of animals for slaughter, cf. 1.4.
 - c) be used for delivery to the herd.

The owner must notify the SPF Transporter before arrival if this cannot be complied with.

- 1.4.7 Carcasses for the rendering facility must be placed for collection as far away as possible from the herd area - however min. 50 meters. The carcasses must be placed in a container or otherwise securely covered. The container must not be touched from the herd area until it has been washed and disinfected after emptying.

- 1.4.8 Carcasses for rendering must be placed for collection as far away as possible from the herd area. The carcasses must be placed in a container or otherwise securely covered. The container must not be touched from the herd area until it has been washed and disinfected after emptying.

1.5 Feed and bedding

- 1.5.1 Feed and bedding for the herd must not have been in direct or indirect contact with other pigs.
- 1.5.2 Feed and bedding must be transported to the herd in vehicles that are not otherwise used for the transport of pigs.
- 1.5.3 Feed and bedding in bulk must be delivered in closed transport vehicles and introduced into the herd area through a pipe system, conveyor or other system approved by Health Control.
- 1.5.4 Feed and bedding supplied as bagged goods, must be delivered in new paper or plastic bags.
- a) If the bags are delivered on clean new Euro pallets or clean new disposable pallets, the pallet(s) may be placed in a bag quarantine room. This room is part of the herd area. The supplier must place the pallet on a clean and dry surface just outside the bag quarantine room. The herd's internal pallet lifter or similar then lifts the pallet in from the inside. Sacks and pallets must then be left untouched for at least 24 hours. Pallets must not be introduced into pig housing units.
 - b) If bagged goods are delivered on other pallets, the pallets must not enter the herd area. The bagged goods must be delivered to the bag quarantine room through a hatch or other effective separation from the unclean area.
 - c) Bagged goods delivered in another way are placed in the bag quarantine room, cf. 1.5.4b).
- 1.5.5 Shavings or similar bedding delivered from an SPF Health approved supplier with SPF Health approved distribution, may be delivered directly into the herd area without a transitional stay in a bag quarantine room, regardless of country of origin.
- An overview of approved companies is available from SPF Health and can be read on the SPF Health website, www.spfsus.dk.
- 1.5.6 Shavings and wood flour from non-Scandinavian countries may be brought into the herd area 48 hours after import to Denmark, at the earliest.
- 1.5.7 Lofts and closed barn buildings used for straw bedding must be included in the herd area if they are built in conjunction with the housing units.

If the straw is driven directly into the barn from a grain field during harvest, the floor where the straw is deposited must be disinfected after each load. Alternatively, the straw may be deposited on a plastic sheet, which must not be driven on by the transport vehicle. Doors to the housing area must be locked throughout this process.

Straw in round bales stored outside the herd area must be handled according to the following regulations:

- a) The remote storage (open barn, field) must be located at least 100 m from a neighbouring field to avoid slurry splashes from the neighbouring field.
- b) The remote storage must be rat-proof as best as possible with rat poison boxes set up.

- c) With storage in close proximity, the straw bales must be deposited in a clean section, i.e. on areas/surfaces, possibly on plastic sheeting, which must not be driven on by the transport vehicle.
- d) The straw is transported from the clean section to the herd area via a stationary conveyor, with a mini loader, front loader or similar that does not leave the clean section.

1.5.8 Roughage must be placed within a wire fence at least 1.5 m high and with a mesh size of max. 5 cm. The fence must also fence the driveway between the barn and the housing unit.

The means of transport must always remain inside the fence. It, however, may be used outside the fence, in which case it must be cleaned and disinfected before returning inside the fence.

1.5.9 Spruce trees, logs, etc. must be felled in a forest or plantation, where pig manure is not used or wild boar roam freely.
Spruce trees, logs, etc. are otherwise treated as straw, cf. section 1.5.1, 1.5.2, 1.5.7 and 1.5.8.

1.6 Manure removal

1.6.1 Manure removal must, as far as possible, be done by fully automatic scraping system or slurry system.

1.6.2 If manual removal with a wheelbarrow, pig manure vehicle or similar, is used from housing unit to storage vessel, the manure area must be included in the herd area and be fenced in with a 1.5 m high fence with a mesh size of max. 5 cm.

When emptying the storage vessel, access to the housing units is blocked off until the manure site is cleaned and disinfected (sprinkled with lime).

1.6.3 When removing manure from deep litter housing units, a clear, physical barrier must be set up between the herd area and the outdoor area. This barrier must not be breeched by the mini loader or similar.

The vehicle containing the deep bedding must be placed outside the barrier. If both mini loader and vehicle are operated by the same person, this person must use the entrance room when entering and exiting.

If a rented mini loader or similar is used, this equipment must be clean and disinfected by the Owner before being introduced into the herd area. The equipment must not have been in pig herds with a lower health status in the previous 24 hours.

When removing manure from empty housing units, infection protection is not a consideration as long as the deep litter housing unit is effectively separated from herd areas. The housing unit may be used for pigs again no earlier than 24 hours after washing and disinfection of the entire cleaned out unit.

1.6.4 The following may not enter the pre-storage tank used for back-flushing:

- a) equipment used in other herds.
- b) manure or manure products that have been in contact with equipment used in other herds.

1.7 Housing equipment, tools, etc.

- 1.7.1 Only clean and disinfected equipment, tools, vehicles and other technical aids may be brought into the herd area.

If the respective implements have previously been used in other pig herds, they must also undergo a quarantine period of at least 12 hours before reintroduction.

- 1.7.2 Freezers, etc., which have previously been used in other herds for rendering material, may not be brought into the herd area, unless they are covered by a control programme approved by SPF Health.

1.8 Other animal species

- 1.8.1 No animal species other than pigs may be introduced into and housed in the herd area.

Cats, dogs and birds must be prevented from entering the housing units. However, permanent housing of such animals in the herd area may be agreed with Health Control.

- 1.8.2 Manure flies, supplied from a company approved by SPF Health, may be taken directly into the herd area. Approved companies can be found on the SPF Health website, www.spfsus.dk.

- 1.8.3 The herd area must be secured as much as possible against mice and rat infestation. If there are signs of mice or rats, control measures must be taken. The extent of such measures must be agreed with Health Control.

In Red SPF herds, pest control measures must be carried out by a professional pest control company or by the herd Owner after completing an approved R2 rat control authorization course. If the Owner takes charge of pest control, a self-audit programme must be implemented.

1.9 Boar semen, medicine, iron preparation, vitamin preparations and instruments

- 1.9.1 All outer packaging for boar semen, medicine, etc. must be left either completely outside the housing unit area or in the outer section of the entrance room.

- 1.9.2 Bottles and medical instruments must be disinfected before entering the herd area unless they were collected/supplied directly from a pharmacy or manufacturer. After disinfection, bottles and instruments are carefully rinsed with water.

Only unopened medicine bottles may be brought into the herd area.

- 1.9.3 Boar semen from EU-approved boar stations may be taken into the herd area.

1.10 Caesarean section clinic

- 1.10.1 SPF Health must approve the clinic following a thorough inspection of the clinic before it may be used for SPF caesarean sections.

- 1.10.2 The caesarean section clinic or its owner must have a valid SPF veterinary agreement with SPF Health.
- 1.10.3 The caesarean section clinic must be located at least 100 meters from other pig herds.
- 1.10.4 The caesarean section clinic must not be within the receiving herd's approval distance.
- 1.10.5 Steps must be taken to ensure that SPF pathogens cannot penetrate from the unclean part where the sow is housed and into the clean part which houses the newborn piglets.
- 1.10.6 The caesarean section clinic must be reapproved annually by SPF Health.

2 Health status

2.1 Safety levels

2.1.1 The herds in the SPF system are divided into 3 overall safety levels.

Safety level	Criteria for level status		
	Established from	Health regulations for	Permitted to buy from
Red	Caesarean section Red herds	Red herds	Caesarean section Red herds via quarantine room
Blue	Caesarean section Red herds Blue herds	Blue herds	Caesarean section Red herds Blue herds* (No quarantine room requirement)
Green	SPF-herds Herds with Unknown health status	Blue herds	Caesarean section Red herds Blue herds (No quarantine room requirement)

*See section 2.4. regarding supplemental status information

- Caesarean sections must have been performed at a clinic approved by SPF Health, cf. section 1.10.
- Blue herds can advance to red security level by completing a control programme determined by SPF Health.
- Herds with Unknown health status and awaiting approval for blue level, are designated as green level while the herd is examined according to one a control programme established by SPF Health.

2.3 Health declarations

2.3.1 The SPF system includes:

- a) SPF diseases declared on the basis of SPF Health Control, cf. section 2.3.:
 - Myc: Mycoplasma hyopneumoniae
 - Ap: Actinobacillus pleuropneumoniae, serotypes 1-10 and 12
 - Dys: Brachyspira hyodysenteriae, (Swine dysentery)
 - Nys: Toxin-producing Pasteurella multocida bacteria (porcine atrophic rhinitis).
 - Skab (Mange): Sarcoptes scabiei var. suis
 - Lus (Lice): Haematopinus suis
 - PRRS: PRRS1 (European virus) and/or PRRS2 (American virus)
- b) Diseases declared in accordance with regulations from the Danish Agriculture & Food Council, cf. Appendix B:
 - Sal: Salmonella Cholerasuis
 - Yersinia: Yersinia, type O9

2.3.2 A herd can be eradicated for one or more SPF diseases following an eradication and control programme approved by SPF Health.

2.4 Health status designations

2.4.1 Each herd in the SPF system is assigned a health status. This comprises three parts:

- a) safety level (red, blue or green)
- b) SPF indicating that the herd is linked to the Danish Agriculture & Food Council's SPF system and has been declared free from the following SPF diseases, cf. section 2.2.1 a): Myc., Ap-serotype 1-10 and 12, cf. 2.2.2. a), Dys, Nys, Mange, Lice and PRRS type 1 and 2.
- c) Appendixes showing the diseases for which the herd was not found to be clear in the health control performed.

The appendixes consist of an abbreviation of the SPF disease in question, usually the first 2-5 letters. If the herd is under eradication for an SPF disease, the disease abbreviation is preceded by "san".

2.4.2 The individual herd's health status is registered and continuously updated by SPF Health. The Owner is informed in writing of the herd's health status at the time of its establishment and when subsequent changes occur.

The Owner is always obliged to use the most recently declared health status of the herd.

- 2.4.4 Two or more herds with the same health status and operated and health controlled together by the same veterinary practice, and where pigs can be moved or people can move between the herds, may be approved and registered as "SuS joint operation".

Introduction and lifting of SuS joint operation are made on the recommendation of Health Control to SPF Health.

Two - or more - herds with the same health status, which are operated and health controlled together, and where pigs can be moved or people can move between the herds, cf. the health status of the individual herds, may be approved and registered as "partial SuS joint operation". When registering, an indication is made as to which of the herds supplies and receives animals in the joint operation.

Two - or more - herds with different health status, which are operated and health controlled together, and where pigs can be moved or people can move between the herds, cf. the health status of the individual herds, may be approved and registered as "partial SuS joint operation".

- 2.4.5 Information about the herd's health status, any conditional status and additional status information are available on the SPF Health website: www.spfsus.dk.

If the herd has Red SPF status, the health declaration, cf. 2.4.3, for the herd can also be viewed here.

Information about health control visits, blood test dates and historical information is available via password to Owner, Health Control Veterinarian and SPF Transporter.

Enquiries and searches can be made only by entering a specific CHR number, and lists cannot be extracted from the website.

The health status of the SPF herds cannot be disclosed for commercial use. However, the health status of the SPF herds can be made available to the Geographical Information System (GIS), the PRRS map operated by the Danish Agriculture & Food Council and PRRS status to The Danish Veterinary and Food Administration.

2.6 Additional status information

2.6.1 The additional status information is part of the herd's health status but does not affect the order of visits in SPF herds.

- a) **Owner transport:** If a herd is supplied with pigs by Owner transport, this is noted as additional status information. The Owner must notify SPF Health no later than the day after such transport. The additional status information can be removed when the herd has undergone an extended health control after the final addition via Owner transport.
- b) **Blue-blue:** If pigs from one Blue SPF herd are added to another SPF herd, this is noted as additional status information. The recipient Owner must notify SPF Health no later than the day after such a delivery. If the transport is carried out by an SPF transporter, the transporter notifies SPF Health. The additional status information can be removed when the herd has undergone extended health control after the last addition from a Blue SPF herd.
- c) **Direct delivery to an open vehicle:** If a Blue SPF herd delivers directly to an open vehicle, this is noted as additional status information. The owner must notify SPF Health at the latest on the day of such transport. The additional status information may be removed no earlier than 1 year after the last direct delivery to an open vehicle. By then, the herd must have undergone an extended health control.
- d) **Free-range:** If all or parts of a Blue SPF herd area are free-range or unable to observe infection protection against birds, this is noted as additional status information. The additional status information may be removed when the herd has undergone an extended health control after infection protection has been restored.
- e) **Yersinia O9:** If Yersinia O9 is detected in a Red SPF herd, this is noted as additional status information, cf. Appendix B2.1.
- f) **Monthly health control:** If a Blue SPF herd has a Red SPF herd health control performed by SPF Health, this is noted as additional status information. The requirements for infection protection are the same as for other Blue SPF herds. The additional status information is removed 43 days after the herd's most recent health check.

SPF Health determines the scope of health controls in 2.4.1 a), b), c) and d) on the basis of an assessment in each case.

SPF-Health records the additional status information and always discloses it together with the herd's health status, to SPF Transporters, among others. The Owner must note the information on delivery papers/invoices when selling declared pigs to parties other than SPF Transporters.

2.6.2 Detection of Salmonella Cholerasuis is listed as additional status information.

2.6.3 A herd health declaration is continuously updated, and at all times available on the SPF Health website status information page. In the Health Declaration, the SPF health status of the herd is stated and

- a) any exemptions from the Health Regulations that the respective herd has received from SPF Health,
- b) the past 10 years of status changes,
- c) the minimum distance to the nearest other pig herd at the herd's time of approval.

As regards Yersinia enterocolitica serotype O9 in particular, this must permanently appear in the additional status information, once it has been detected microbiologically, serologically or in another way in the laboratory. See also Appendix B2.

2.6.4 Occurrence of diseases for which the Danish Agriculture & Food Council has introduced special regulations, cf. Appendix B, is listed as conditional status or additional status information.

2.6.5 When purchasing pigs from a red SPF herd, the buyer may at any time request a Health Declaration for the seller's herd from SPF Health.

When establishing a new sow herd, the health declaration of the seller herd is automatically forwarded to the Owner at the request of the relevant SPF Transporter.

2.6.6 If the herd is approved as a free-range herd, cf. Appendix E, this is stated as additional status information.

2.6.7 The additional status information has no influence on the herd's position in the sequence of visits and transport, including quarantine times.

The additional status information is not transferred to the recipient herd when the latter receives pigs with such information.

2.7 Unwanted infection, conditional status and status change

2.7.1 Unwanted infection is defined as:

- a) Infection with one of the SPF diseases, from which the herd has been declared free according to its health status. of, cf. section 2.2.1
- b) registration of infection with Yersinia O9, cf. section 2.2.1 b) and Appendix B.

2.7.2 The Owner must immediately notify Health Control:

- a) if he/she suspects/becomes aware of unwanted infection in his/her herd,
- b) in case of a clinical outbreak of other diseases or signs of disease, cf. section 3.3., which have not previously been observed in the herd and which do not appear to be normally occurring in a Danish pig herd,
- c) if ordered to undergo official supervision by a veterinary authority,
- d) in case of a breach of infection protection, cf. 1, including fire and other sudden damage to the herd area,
- e) if the herd is supplied with lower status pigs.

2.7.3 Health Control, SPF Transporters and SPF Health have the same obligation as mentioned for the Owner in section 2.5.2. if they ascertain or become aware of such instances.

Health Control is also obliged to pass on relevant notifications from the Owner, cf. section 2.5.2 to SPF Health.

- 2.7.5 In all cases mentioned in 2.5.2 and 2.5.4, SPF Health declares, with immediate effect, a conditional status for the herd or a change in herd status. Notifications are made in writing or electronically to the Owner, Health Control and any other relevant persons and bodies. The SPF Transporters are notified electronically.

The Owner is obliged to pass on this notification to everyone who has to be in physical contact with the herd.

SPF Health may also declare conditional status for a herd in all cases where buyers of pigs from the herd must be taken into consideration.

In Red SPF herds, a Silent conditional status may be introduced if, based on the regulations in the Red SPF folder, it is assessed that the suspicion is weak. Cf. pt. 2.5.5c).

2.7.6

- a) SPF Health automatically receives names of trading herds from SPF Transporters. But it is the Owner of the herd with conditional status who, immediately upon the introduction of the conditional status, must provide SPF Health with names and CHR no. of any other trading partners with whom he/she has traded without the involvement of an SPF Transporter.
SPF Health can introduce Derived conditional status for herds that have received pigs from or delivered pigs to a herd with conditional status. This applies to all deliveries within the last 42 days before the introduction of conditional status.
SPF Health notifies the Owner and Health Control in writing or electronically and the SPF Transporters electronically about declaration of Derived conditional status. The Owner is obliged to pass on this notification to everyone who has to be in physical contact with the herd.
- b) Other trading partners - via SPF Transporters - within the 42 days mentioned in a) are notified electronically or in writing by SPF Health about the Derivative conditional status.
- c) In cases of Silent conditional status, Derived conditional status is not introduced on the basis of already completed transports, and these trading connections are not notified about the Silent conditional status declaration.
- d) Transports completed after the introduction of a Silent conditional status to a herd with a higher status result in Derived conditional status.

- 2.7.7 If a delivery is in progress from a herd that is given Conditional status, the delivery is interrupted, and the buyers of the delivery informed by the SPF Transporter. The SPF vehicle must undergo a 12-hour quarantine after completion of transport from the respective herd.

However, if the final delivery has been completed and the SPF vehicle has been washed and disinfected before the notification of Conditional status was received, the vehicle can continue without quarantine and without consequences for the subsequent recipients.

- 2.7.8 Under Conditional status and Derived conditional status, the herd may only deliver pigs directly for slaughter or to buyers who have previously accepted that the pigs have conditional status.
- 2.7.9 Conditional status, Derived conditional status and Silent conditional status are revoked on the recommendation of Health Control, when examinations as determined by SPF Health in the respective Red and Blue SPF folders have been completed and suspicion of unwanted infection

has been disproved.

Notification about the cancellation is made by SPF Health to the Owner, SPF Transporters and any other relevant parties.

- 2.7.10 If the suspicion of unwanted infection is confirmed, the herd's registered health status/additional status information is amended, or a Conditional status is declared depending on which disease is involved.

This is communicated in writing or electronically from SPF Health to the Owner, SPF Transporters, Health Control, trading partners and any other relevant parties.

The contractual relationship with SPF Health is not affected by the status change.

If a herd with Conditional, Derived or Silent conditional status ceases production - or on its own initiative transfers to a lower health status - before the Conditional status is clarified, SPF Health can order the Owner to make this clarification.

- 2.7.11 Alternatively, SPF Health can order the Owner to pay for clarification of the Derived conditional status in affected trading herds. However, payment cannot exceed the cost of two ordinary clarification visits per trading herd.

If a herd has Conditional status for a given disease past the end of the 12th month after the initial status, SPF Health changes the health status of the herd on the 2nd Tuesday of the following month to be positive for the respective disease(s).

However, this does not apply to Conditional status for vaccination against individual or several diseases, nor to Conditional status for breach of infection protection.

If a red herd ceases so that pigs from the herd in the quarantine room cannot be released in the usual way, SPF Health can order the Owner of the red herd to pay for relevant investigations so that the pigs in the quarantine room can be released. Samples must be taken by SPF Health. The samples are taken in the red herd as far as possible or, alternatively, in the buyer's quarantine room.

- 2.7.12 The owner cannot claim compensation from SPF Health for any losses during a period of Conditional/Derived conditional status, including costs for resolving the suspicion.
- 2.7.13 In connection with Conditional status and change of status after detection of unwanted infection, the Owner is obliged to provide all information needed by Health Control to clarify the background for the Conditional status or the status change.

- 2.7.14 SPF Health issues Conditional status if it is established that the "15-week declaration", cf. section a) is not available at the latest by Wednesday of the 16th week number after the Health Control visit precipitating the previous "15-week declaration".

At this time, the Owner is charged an administration fee.

If the "15-week declaration"

- a) has not been received by SPF Health
- b) the administration fee has not been paid.

no later than 15 days thereafter - and after another reminder, the herd's health status in the SPF system and the SPF Owner Agreement with SPF Health will expire without further notice.

- 2.7.15 SPF Health declares Conditional status if it is established that Annual status blood tests cf. section 3.1.4 b) are not available by the second Tuesday, at the latest, of the month after the blood samples should have been taken.

At this time, an administration fee is charged to the Owner.

If blood tests

- a) were not taken.
- b) the administrative fee not paid.

no later than 15 days thereafter - and after another reminder, the herd's registered health status is changed without further notice, as if the herd had been found to be infected with the disease in question.

- 2.7.16 SPF Health introduces Conditional status if it is found that the annual regulatory approval cf. 3.1.4 blue c) has not been completed at the latest by the second Tuesday of the month after the legal approval should have been completed.

At the same time, an administration fee is charged to the Owner.

If the herd is not reapproved on the fourth Thursday of the following month, SPF Health changes the herd's status to Unknown.

- 2.7.17 Conditional status for lack of 15-week declaration, lack of annual reapproval and lack of annual status blood tests do not have consequences for already planned transport in the week in which the Conditional status is declared and does not result in Derived conditional status in other herds.

- 2.7.18 Following a decision by the SPF User Committee, SPF Health is entitled to examine herds in the SPF system - or a representative group thereof - for the occurrence/spread of new types of diseases in Denmark, with the examination organised so that the individual herds cannot be identified.

In this respect, SPF Health has no obligation to provide information to the Owner or other parties.

- 2.7.19 When a new SPF herd is established, the herd must be able to obtain official PRRS health status according to the regulations laid down in the Executive Order on Porcine Reproductive and Respiratory Syndrome, as applicable at the time, before SPF status is granted.

2.7.20

- a) A new and just established herd goes through an observation period of at least 3 months with red health control. The health status is: "Awaiting approval for Red SPF" and is considered Red when approaching - and Blue when exiting.
- b) Following total eradication of a previously approved Red SPF herd, the herd undergoes an observation period with red health control of at least 3 months, as during approval for Red SPF, cf. a) above, before it can be declared as a Red SPF herd.
- c) A new and just established quarantine room on a farm where the quarantine room is the only facility, cf. C 2.9, undergoes an observation period with red health control of at least 6 weeks. The health status is: "Awaiting approval for Red SPF" and is considered Red when approaching - and as Blue when exiting.
- d) If a farm is empty of pigs for more than a month - but a maximum of a year, the herd must go through an observation period with red health control of at least 6 weeks after the introduction of pigs. The last health control visit of the observation period must be carried out no earlier than 4 weeks after the introduction of pigs. During the observation period, the herd has Conditional status.
- e) Herds with the "Awaiting approval for Red SPF" status may be visited one after the other if they are in SuS joint operation and otherwise have the same health status.
- f) Herds with the "Awaiting approval for Red SPF" status after a total eradication may be visited before a Red SPF herd, which is positive for the same disease for which the first-mentioned herds have been eradicated, if the herds are in Partial SuS joint operation.
- g) Animals may be added directly into a herd with the "Awaiting approval for Red SPF" status until no later than 6 weeks before the status change to "Red SPF".

2.7.21 If an existing herd is taken over by a new Owner, Conditional status is declared until the new Owner has undergone thorough instructions from SPF Health on infection protection and health control.

2.7.22 If, despite a reminder, the Owner has not paid the annually invoiced SPF fee, so that SPF Health has received this fee and the administration fee for the reminder by 31 December at the latest, the SPF Owner Agreement will terminate without further notice from the same date. The herd's health status is simultaneously changed to "Unknown".

3 Health Control

3.1 Responsibility and protocol

- 3.1.1 Control of the herd's health status and biosecurity is carried out on behalf of SPF Health by a veterinarian from a veterinary practice who has entered into a special agreement with SPF Health:
- a) For Red SPF herds by SPF Health - according to the "Red SPF folder - Regulations for health control of Red SPF herds".
 - b) For Blue SPF herds by a veterinarian/veterinary practice chosen by the Owner - according to: "Blue SPF folder - Regulations for health control of Blue SPF herds". The blue SPF folder is available for veterinarians, SPF herd Owners and SPF Transporters by logging into www.spfsus.dk.

The function is generally referred to as: Health Control.

Veterinarians who join a practice with a Veterinary Agreement and who have not previously undergone a course in health control held by SPF Health must participate in the next course offered after employment. SPF Health must offer a course in health control for veterinarians at least once a year.

- 3.1.2 The health control must be carried out by ongoing examination and by the monitoring of:
- a) significant clinical signs of disease,
 - b) relevant findings from laboratory tests,
 - c) medication use,
 - d) infection protection

check whether the herd health status is in accordance with the health status of the herd as registered with SPF Health.

In this process, the owner and stockpersons are obliged to answer all relevant questions from Health Control.

- 3.1.3 SPF Health has the right to obtain necessary information in the Central Husbandry Register (CHR), Pig Movement Database, the Danish Veterinary and Food Administration's Zoonoses Register and from relevant laboratories, authorities, institutions and companies. In particular, SPF Health has the right to obtain laboratory results that are relevant to the herd's health status, including from tests for all SPF diseases.

3.1.5 The Owner must at all times keep SPF Health informed of which veterinary practice has been chosen to carry out health controls. If a change to another veterinarian takes place, SPF Health must be notified immediately.

- a) A control visit must be made, and a 15-week declaration must be completed, cf. section 3.2.1.

A reminder notice about the upcoming 15-week control visit is issued by SPF Health to the Owner no later than 2 weeks before the agreed 15-week visit. The Owner can choose to have the reminder notice sent to the respective health control veterinarian. However, the Owner is responsible for the control visit being carried out before the end of the 15th week from the previous inspection.

If no 15-week declaration is issued, Conditional status is introduced, cf. section 2.5.13.

Completion of the "15-week declaration" is not necessary if a health advisory agreement has been entered into, cf. 3.2.1.

- b) Annual status blood samples must be taken to confirm the herd's health status.

Notice about upcoming annual status blood samples is issued in writing or electronically by SPF Health to the veterinary practice and to the Owner. The notice is issued no later than the 2nd Wednesday of the 11th month after the last blood sampling month. However, the Owner is responsible for the samples being taken before the end of the 12th month after the last sampling month.

If a blood sample is not taken, Conditional status is introduced, cf. 2.5.14.

Taking status blood samples is not necessary, however, if the veterinarian has notified SPF Health within the past 12 months that the farm has been subjected to complete eradication, cf. 3.2.5.

- c) The herd must be re-approved annually.

Notice of annual reapproval is issued in writing or electronically by SPF Health to its veterinary practice and to the Owner. The notice is issued no later than 2 months before the end of the herd's month of approval. However, the Owner is responsible for ensuring that the herd is properly reapproved before the end of the herd's approval month, cf. 1.1.2.

3.1.6 At Health Control's request the Owner is obliged to present the most recent slaughterhouse account or a copy thereof. Otherwise, Conditional status may be declared for the herd. Health Control and SPF Health has the right to obtain the same information from the slaughterhouse.

SPF Health has the right to obtain information about recorded disease observations directly from slaughterhouses, as well as laboratory results with relevance to the herd's health status.

- 3.1.8 No medical treatments or treatment programmes may be carried out which may obscure or complicate the diagnosis of diseases for which the herd is declared free according to its health status.

If justified in terms of health, treatment or treatment programmes may be carried out after prior agreement with Health Control. If a treatment programme is deemed to complicate the overall SPF health control, Health Control must notify SPF Health, upon which SPF Health may declare Conditional status for the herd.

- 3.1.9 No vaccination or serum treatment may be given against any of the diseases from which the herd, cf. its health status, is declared free.

However, vaccination of animals for sale may be done in agreement with Health Control, who, in turn, notifies SPF Health about this.

3.2 Health control protocol

- 3.2.1 Health Control examines the herd together with the Owner at least once every 15 weeks for:
- a) clinical signs of unwanted infection,
 - b) violations of infection protection regulations, and
 - c) implementation of relevant investigations, cf. 3.2.4 - related to the herd's health status.

The control visit is certified by the signatures of Health Control and the Owner on a "15-week declaration", which is then sent to SPF Health by mail or e-mail.

The "15-week Declaration" shall not be used if the Owner and veterinarian have entered into an "Agreement on health advice in pig herds", cf. Executive Order No. 1536 of 12/12/2016, with subsequent amendments on Health Advisory Agreements for Pig Herds, and the Owner and the veterinarian have confirmed this agreement with SPF Health. In this case, the herd visit must include an SPF health control at least every 15 weeks, cf. 3.2.

Completion of the control must be shown in the visit report and confirmed by the signatures of Owner and the veterinarian on the report.

SPF Health has the right to check the implementation of the health control by requesting copies of the visit reports.

SPF Health must be notified if the health advisory agreement is terminated, and the veterinarian must state the date of the last visit under the agreement, which is then registered as a 15-week declaration visit.

- 3.2.2 Health Control reviews the herd together with the Owner at least once a month for:
- a) clinical signs of unwanted infection,
 - b) violations of infection protection regulations, and
 - c) implementation of relevant investigations, cf. 3.2.4. - in relation to the herd's health status.
- The control visit is confirmed by the signatures of Health Control and the Owner on a visit report or by Health Control submitting an electronic receipt for the control visit to the Owner. A maximum of 42 days may elapse between two control visits.

At least once a year, the entire herd area must be reapproved by Health Control.

- 3.2.3 The individual diseases for which the herd is declared free, cf. 2.2, are checked as follows:
- a) Myc, Ap serotypes 2, 6, 12 and PRRS 1 and 2:
Clinical check at health control visits + blood tests at least once every 12 months.
(When checking for Ap6, Ap3 and Ap8 are indirectly checked, as well)
 - b) Ap serotypes 1-3-4-5-7-8-9 and 10:
Clinical check and possibly blood tests for specific suspicion of one of these types.
 - c) Swine dysentery: Clinical check.
 - d) Atrophic Rhinitis: Clinical check.
 - e) Mange and Lice: Clinical check
 - f) Salmonella: Examinations cf. Appendix B.

In a newly established herd, the blood samples mentioned under a) and c) must be taken for the first time no later than 12 months after the first delivery of pigs has been added to the herd.

SPF Health can administratively change the control procedures when simultaneously announced on www.spfsus.dk.

3.2.4 The individual diseases for which the herd is declared free, cf. 2.2, are clinically checked supplemented by the following:

- 1) Myc, Ap serotypes 2, 6 and PRRS 1 and 2: Blood tests at least monthly
- 2) (When examining Ap-6, Ap3 and Ap8 are examined indirectly at the same time)
- 3) Ap12: Blood tests at least monthly.
- 4) Ap1 (thus indirectly serotype 9), Ap5, Ap7 (thus indirectly serotype 4) and Ap10: Blood tests at least every 12 months.
- 5) Ap3 and Ap8: Blood samples every month together with Ap6 if the herd is free of Ap6, as Ap types 3 and 8 cross-react. If the herd is not free of Ap6, Ap3 and Ap8 are checked clinically only.
- 6) Atrophic rhinitis: Nasal swab tests twice during winter.
- 7) Swine dysentery: Clinical check.
- 8) Mange and Lice: Clinical check
- 9) Salmonella and Yersinia O9: Examinations cf. Appendix B.

SPF Health can administratively change the control procedures when simultaneously announced on www.spfsus.dk.

3.2.5 In a herd where all housing units on the same CHR no. are operated together according to the All in/All out principle, with cleaning and disinfection between each batch, one health control visit must be carried out for each. There is no requirement for annual status blood tests.

Health Control must certify once a year that the herd area has been emptied and cleaned.

The addition of pigs with a higher health status than the previous batch is carried out as with the establishment of a new herd, cf. 1.1.5. Otherwise, the unchanged health status is maintained in relation to the previous batch.

3.2.6 Health Control may, if necessitated by conditions in the herd:

- a) take blood samples, nasal swabs, manure samples, etc. for laboratory tests,
- b) perform euthanasia for autopsy, and
- c) carry out extended disease examination of slaughter animals - in consultation with the slaughterhouse veterinarian. In this case, the animals for slaughter must be marked additionally beyond the supplier number.

If signs of unwanted infection are found in an autopsy, Conditional status is declared for the herd, cf. 2.5.4, and the organ in question is sent for further laboratory analysis.

3.2.7 Examinations of blood, nasal swabs, manure samples, organs, etc. must be carried out at a relevant Danish laboratory approved by the public authorities.

3.4 Reporting symptoms and disease

- 3.4.1 Observation of the clinical symptoms of diseases below, from which the herd according to its health status has been declared free, must be reported immediately to - and may be treated with medication only after consultation with - Health Control:
- a) Fever and lack of appetite in several pigs (herds).
 - b) Persistent (i.e. for more than 1 day) coughing or sneezing in one or more pigs.
 - c) Persistent (i.e. for more than 2 days) not previously diagnosed diarrhoea in more than one pig that has been weaned for more than 14 days.
 - d) Abnormally high mortality among:
 - 1) Newborns: More than 20% of births,
 - 2) Weaned: More than 5% per weekly batch
 - 3) Young pigs and finishers: More than 1% per week
 - 4) Sows and gilts: More than 1% per week
 - e) Nervous disturbances (convulsions, paralysis and compulsive movements) in several pigs.
 - f) Presence of lice (*Haematopinus suis*) or signs of mange (*Sarcoptes scabiei* var. *suis*)
 - g) Snout changes in more than one pig
 - h) Comments on the slaughterhouse report on findings of lung/snout changes or signs of disease which are incompatible with the herd's health status.
If in doubt, Health Control must be contacted immediately.
 - i) Notification from the laboratory about findings of unwanted infection in blood samples or in bacteriological examinations.

3.5 Treatment of disease

- 3.5.1 The Owner is obliged to show the herd's medication record for the previous 3 months at the request of Health Control. Otherwise, Conditional status may be declared for the herd.
- 3.5.2 Medicines must be stored in a cabinet in the herd area.
- 3.5.3 In case of immediate emergency veterinary assistance, where the veterinarian cannot comply with the access requirements cf. section 1.2.1, the sick animal must first be transferred to a room outside the herd area and may not to be returned into the herd area.

If the animal cannot be moved for animal welfare reasons, it must be euthanised on the spot.

Appendix A – Delivery of pigs (in or out)

Definitions

A1 Delivery of pigs - unloading

All facilities for delivery and subsequent changes thereof must be approved by Health Control and described in the approval report cf. 1.1.1, before any delivery may take place. Deliveries can also be made in accordance with 1.3.

A1.1 Direct delivery

- a) When delivered directly, the pigs are driven directly into the herd area via the housing unit's passageway or service passage. When delivering directly, the SPF vehicle must be completely emptied.

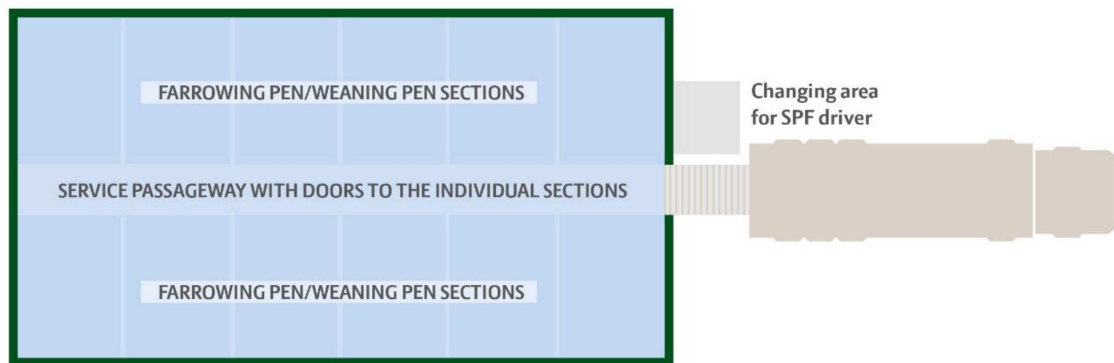


Fig. 1 Direct delivery of pigs

- b) Direct delivery may only be used in red herds when pigs are delivered from herds that are in SuS joint operation or partial SuS joint operation with the recipient herd.

A1.2 Delivery room/pen

- a) The delivery room is an infection-protected room for short-term housing of pigs.

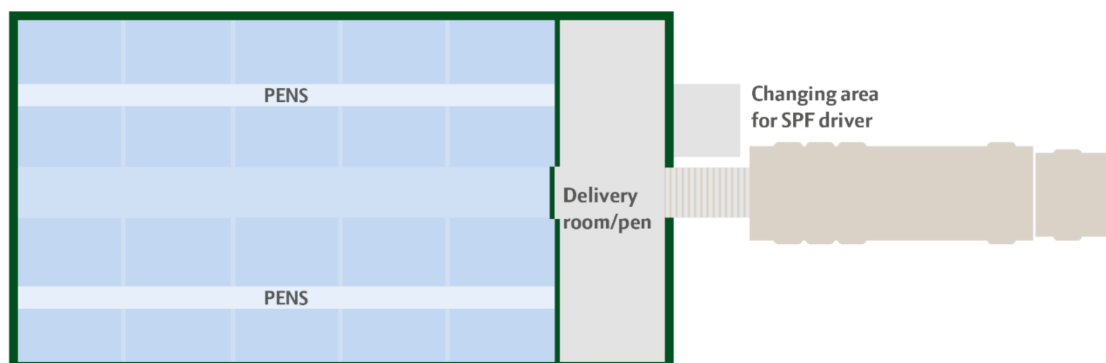


Fig. 2: Unloading via delivery room/pen.

- b) Delivery rooms may be used for outgoing as well as incoming pigs, but this is not recommended.
- c) Delivery room less than 100 m from the herd may be used if the vehicle is emptied completely. Partial unloading less than 100 m from the herd is acceptable if the delivery room is empty, washed and disinfected, cf. 1.3.6, b), 1) and 2).
- d) Delivery rooms in red herds may be used only when delivering pigs from herds that are in SuS joint operation or partial SuS joint operation with the recipient herd.

A1.3 Quarantine room

- a) The purpose of a quarantine room is to prevent transmission of infection from purchased pigs to the herd. The purchased pigs are brought into the quarantine room for a period of at least 42 days before they are taken into the herd, c.f. Appendix C.
- b) When delivering pigs to red herds with which the herd is not in SuS joint operation, the pigs must be held in a quarantine room before they can join the herd.
- c) The detailed regulations for quarantine rooms, including location, use and release can be found in Appendix C and in the general regulations sections 1.3.7, c) and 1.3.9.

A2 Delivery of pigs - outgoing

All facilities for outgoing delivery and subsequent changes thereof must be approved by Health Control in accordance with sections 1.1.1 and 1.4.1 before delivery may take place.

Delivery must be made in accordance with section 1.4.

A2.1 Direct delivery

- a) In the case of direct delivery, the pigs are driven directly from the herd area via the housing unit passageway or service passage. cf. 1.4.4 a).

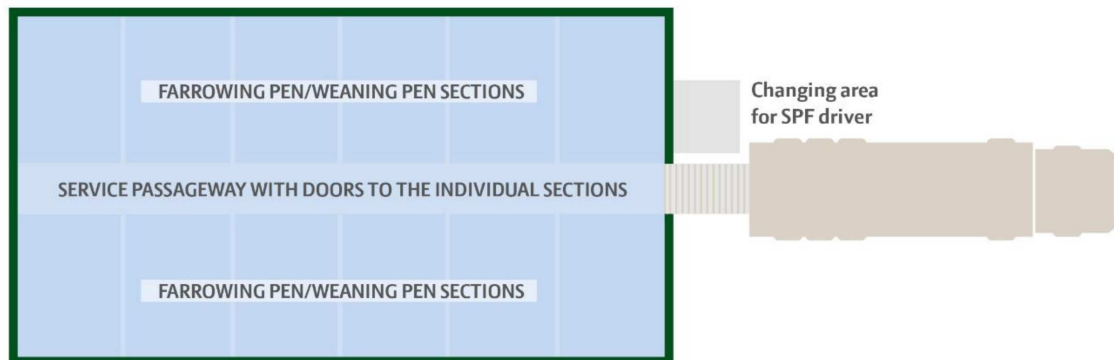


Fig. 1: Direct delivery to SPF vehicle

- b) Direct delivery may be used only for the delivery of pigs to SPF vehicle, SPF Livestock vehicle or Owner's own vehicle for transport of animals for slaughter in accordance with 1.4.4, a).

A2.2 Delivery room/pen

- a) A delivery room/pen is an independent infection-protected area for short-term housing of pigs. The delivery room must have a concrete floor or slats.

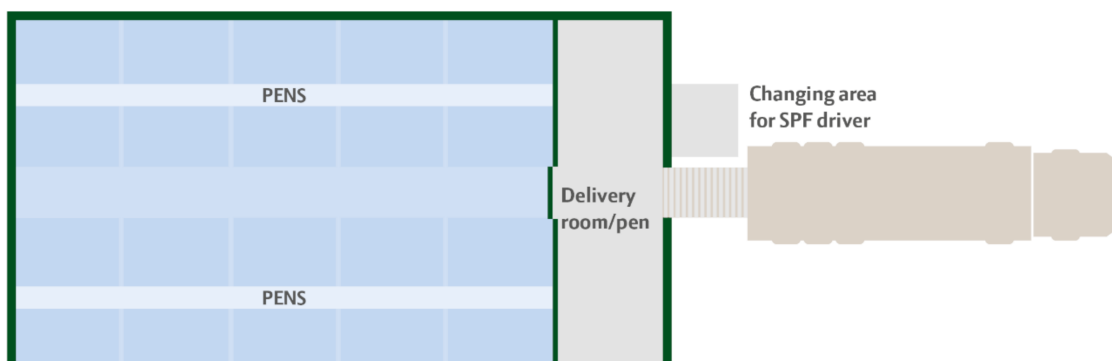


Fig 2: Delivery via room or pen

- b) A delivery room/pen can be used for the delivery of pigs to SPF vehicle, SPF Livestock vehicle, Owner's own vehicle for transport of animals for slaughter as well as to non-approved vehicle cf. 1.4.4 b)
- c) A delivery pen is an outdoor fenced delivery space with a concrete floor or slats.
- d) For delivery to a non-approved vehicle, the delivery room/pen must be located as far away as possible from the herd area.

A2.3 Loading lock

- a) The loading lock is used to effectively prevent the pigs from running back when loading onto a non-approved vehicle, cf. 1.4.4 c) No. 4 and 6.

When delivering via a loading lock to a non-approved vehicle, a Transporter Agreement must be drawn up in red herds.

- b) The delivery room/pen can be used as a loading lock by filling up the delivery room/pen in stages.

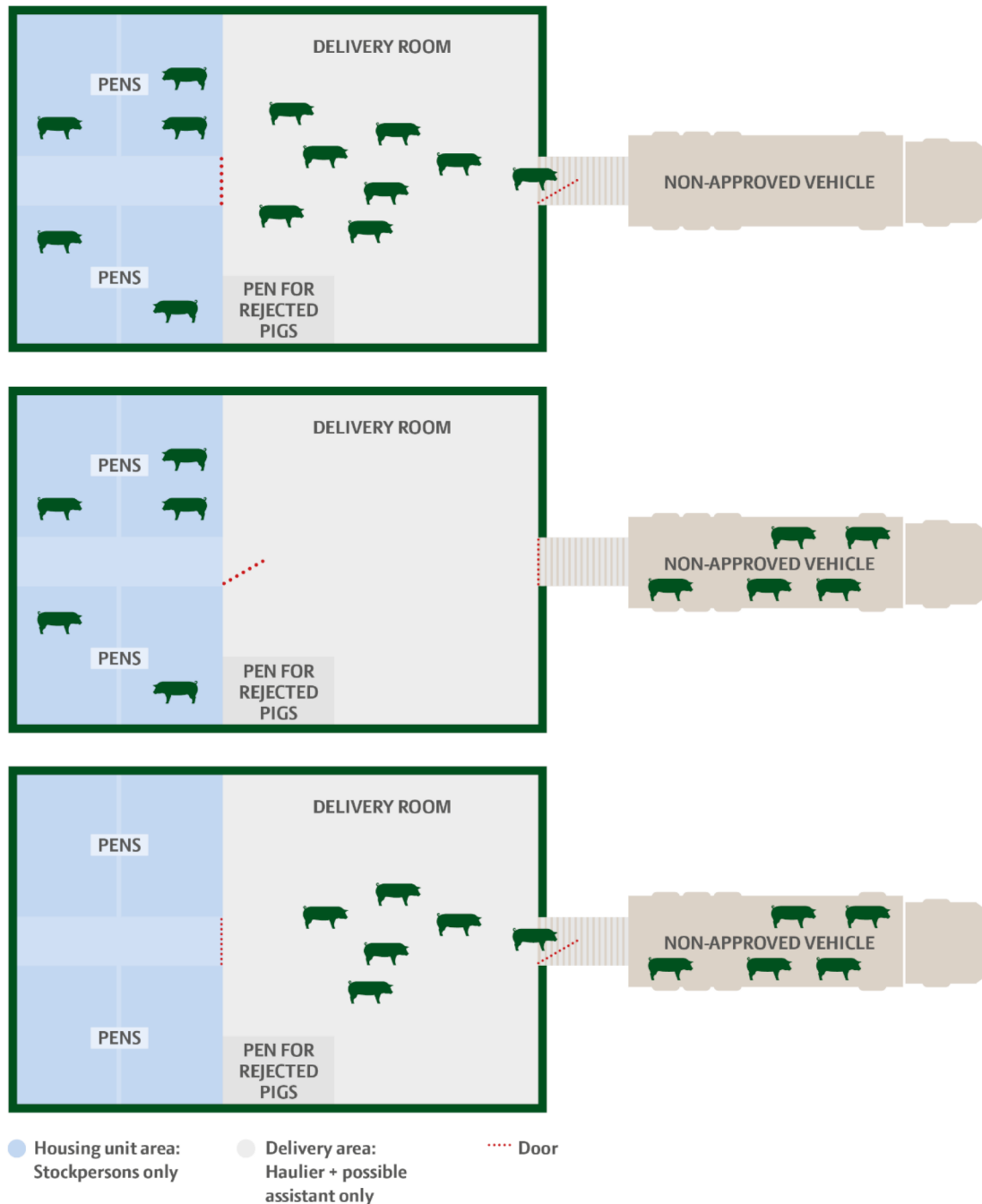


Fig. 3: Delivery room as loading lock.

- d) Signs must be placed on the inside and outside of the door between the herd area and the delivery room/pen, showing the zone limits for the respective stockpersons and transport crew.
- e) Delivery via loading lock can also be made to empty SPF vehicles, Livestock vehicles and vehicles for transport of animals for slaughter according to the regulations in section 1.4.4. c).

A2.4 Delivery by section

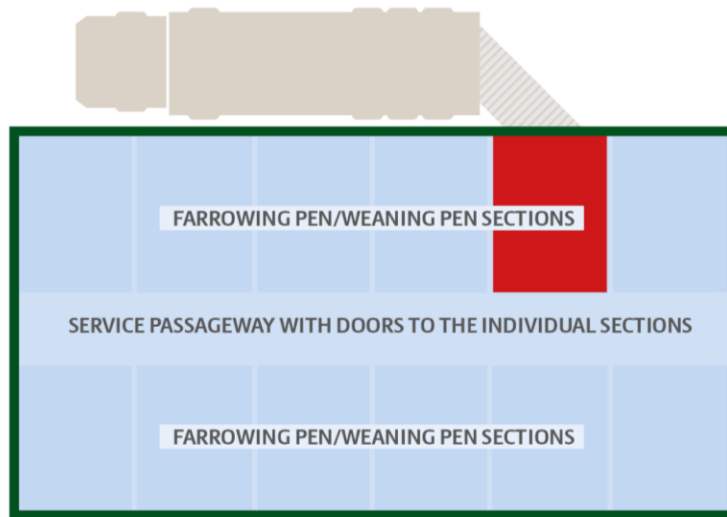


Fig. 4 Delivery by section

- f) An entire section can be converted into a temporary delivery room.
- g) The section must be set up to be completely closed off from the rest of the herd area.
- h) v) Delivery by section must be done as described in section 1.4.4. d).

A2.5 Direct loading onto open vehicle

Direct delivery can be made to an open vehicle from a blue SPF herd. The regulations in section 1.4.4. e) blue applies.

A3 Livestock vehicle

- a) An approved livestock trailer can be used as a mobile delivery room, incoming or outgoing cf. A1.2 and A2.2.
- b) The vehicle must be manufactured and configured according to the requirements in Appendix D.
- c) The vehicle may be used for Owner transport in accordance with the regulations in Appendix D.
- d) Transfer of pigs between the livestock vehicle and SPF vehicle must be done at a transshipment area, cf. A7.
- e) If the vehicle is used to transport own pigs to slaughterhouses, market and export sites or similar areas with potential for infection, special regulations apply, cf. Appendix D.
- f) The livestock vehicle must be approved by Health Control prior to initial use.
- g) Unloading to an SPF livestock vehicle can follow the regulations in section 1.3.6. d)
- h) Unloading from an SPF livestock vehicle must comply with section 1.4.4.
- i) The livestock vehicle must be fitted with an approval sign. The sign must be located on the right-hand side of the vehicle, close to the rear, cf. Appendix D1.1.



Fig. 5: SPF-Livestock trailer

A4 Vehicle for transport of animals for slaughter

- a) A vehicle for the transport of animals for slaughter can serve as a mobile delivery room, cf. section A2.2. when delivery is made to a vehicle for transport of animals for slaughter or other non-approved transporter.
- b) The vehicle must be manufactured from materials that make thorough cleaning possible.
- c) The vehicle may only be used by the Owner, in accordance with the regulations in Appendix D.
- d) If the vehicle is used to transport own pigs to slaughterhouses, market and export sites or similar potentially infectious areas, special regulations apply, cf. Appendix D.
- e) Delivery to a vehicle for transport of animals for slaughter must comply with section 1.4.4.

A5 On/offloading ramp

- a) Ramp used when transferring pigs between stationary facilities and vehicles.
- b) The ramp must be cleaned and disinfected by the Owner before the arrival of the SPF vehicle or livestock vehicle, cf. 1.4.2.

A6 Changing area

- a) Cement platform for use when the SPF Driver changes clothing prior to loading/unloading pigs and piglets.
- b) The changing area must be at least 1 x 1 m and located adjacent to the loading/unloading site.
- c) The changing area must be cleaned after use and be clean when the SPF vehicle arrives.
- d) The Driver's access must be kept clean and tidy.
 - 1) to and from the changing area, and
 - 2) between the changing area and the loading/unloading site.

A7 Reloading site

- a) Area used for transshipment of pigs between a Livestock vehicle and an SPF vehicle or a third-party Livestock vehicle.
- b) The transshipment area must be located at least 100 m from other pig herds and at least 100 m from the herd area.
- c) The transshipment area must include a changing area, cf. A6.

A8 Shuttle transport

- a) Shuttle transport is the uninterrupted back and forth travel of an SPF vehicle between a supplier and recipient, cf. Appendix F. Washing and disinfection of the loading ramp and SPF vehicle may be omitted in accordance with the SPF Transport Regulations.
- b) Prior to commencing shuttle transport, the SPF Transporter must ensure that both supplier and recipient accept shuttle transport.
- c) Shuttle transport is permissible between herds with:
 - 1) same SPF status
 - 2) different SPF status
 - 3) seller with SPF status and buyer with Unknown status or PRRS status.
- d) Shuttle transport with the Owner's SPF livestock vehicle may only be done between two SuS joint operation herds (cf. Appendix D).
- e) Shuttle transport from Red SPF herds is only permitted after prior agreement with Health Control, cf. Appendix F1.3.

Appendix B - Health control and declaration for Salmonella and Yersinia

B1 Salmonella

- B1.1 Detections of Salmonella Cholerasuis are declared as additional status information for a minimum of 5 years.

B2 Health Control in herds with red SPF-status and registration of Yersinia O9

- B2.1 Red SPF herds, in which Yersinia O9 is detected, have this added to the additional status information on the Health Declaration, cf. section 2.4.1. e) and point 2.4.3 Red, last paragraph. Pigs cannot be delivered to nucleus herds. Delivery to multiplier herds can only be made when the recipient has accepted the presence of Yersinia O9 in advance of delivery. When delivering to other types of herds, no restrictions or disclosure obligations apply.

Appendix C - Quarantine room regulations

C1 Purpose

- C1.2 When using a quarantine room, according to the regulations below, the purchased animals are placed in the quarantine room for a period of at least 42 days before they may be transferred to the herd area of the respective herd.

C2 Location and design

- C2.1 The quarantine room must be located as far away as possible from the herd area.
- C2.2 The infection protection of the quarantine room must follow the same regulations that apply to the respective herd area, cf. chapter 1.
- C2.3 The quarantine room must have no common feed facility with the herd area - unless the facility is designed so that air cannot flow from the quarantine room to the herd area.
- C2.4 The quarantine room must have its own manure facility (including slurry system) separate from that of the herd area.
- C2.5 The quarantine room's ventilation system intake and exhaust/blower must be as far away as possible from the herd area's intake and exhaust/blower. A filter on the extraction blower of the quarantine room is recommended.
- C2.6 Delivery of pigs to the quarantine room must be in accordance with section 1.3.6.
- C2.7 Transport of pigs from the quarantine room to the herd must be in accordance with section 1.3.2.
- C2.8 When pigs yet to be released are in the quarantine room:
- a) it must be completely separated from the herd area in terms of infection.
 - possibly with connecting door to the herd area completely sealed/taped.
 - b) access to the quarantine room from the outside must be through the quarantine room's own entrance room, cf. section C4.2.
- C2.9 **Independent quarantine room**
An entire CHR number can function as an independent quarantine room for one or more specific sow herds. Such a quarantine building must be approved, cf. chapter 1.

C3 Approval

- C3.1 The quarantine room and its use must be approved by Health Control before it is deployed, cf. section 1.1.1.
The approval is communicated to SPF Health, who acknowledges this by sending the Owner two quarantine room signs with approval labels to be affixed to the quarantine room's entrance door and delivery door.

C4 Application

- C4.1 When pigs yet to be released are in the room, it is considered an independent herd area in terms of health, but with the same health status as the recipient herd.
- C4.2 Access to the quarantine room with pigs must be preceded by hand washing with soap and changing into quarantine room clothing and boots.
- C4.3 SPF-Transporter or Owner must notify SPF Health of each placement of pigs in the quarantine room.
- C4.4 The quarantine period of at least 42 days only starts when all the pigs entering quarantine have been placed in the quarantine room. In case of ongoing entry of pigs into the quarantine room, the quarantine period is calculated from the time when pigs were last brought in.
- C4.5 SPF Health releases the pigs in the quarantine room into the receiving herd. This release may only be made after a clinical health check and blood sampling in the herd(s) that supplied the pigs to the quarantine room, and this may happen at the earliest:
- a) 28 days after delivery to herds declared free of Myc.

The blood samples in the supplier herd must be examined for: Myc, Ap2, Ap6, Ap12 and PRRS 1 and 2, cf. 3.1.2. and 3.2.4. a) and b). However, only diseases from which the herd is declared free are checked. All samples must be negative.

Results from other ordinary health control tests in the supplier herd are not awaited.

- b) 14 days after delivery to herds not declared free of Myc.
The blood samples in the supplier herd must be tested for: Ap2, Ap6, Ap12 and PRRS 1 and 2, cf. section 3.1.2. and 3.2.4. a) and b). However, only diseases from which the herd is declared free are checked. All samples must be negative.

Results from other ordinary health control tests in the supplier herd are not awaited.

All pigs registered in quarantine rooms may be released no earlier than 42 days after delivery.

Pigs will not be released if the supplier herd has Conditional status for SPF diseases.

In the event of termination of the supplier herd prior to the release of animals in the quarantine room, refer to section 2.5.10.

C4.5 In a Red SPF herd, pigs may only be transferred from quarantine room to herd area with SPF Health's written or electronic permission.

If the pigs are transferred to the herd area within 42 days of the start of the quarantine period - and/or without written permission from SPF Health, SPF Health must be notified immediately. Conditional status is introduced until the above-mentioned quarantine period would have expired, and the animals would otherwise have been released from the quarantine room.

If:

- 100 pigs or more are in the quarantine room, monthly health checks must be carried out in the quarantine room. The checks include clinical checks and if the animals have been in the quarantine room for more than 14 days, blood tests for Myc, Ap2, Ap6, Ap12 and PRRS 1 and 2, although tests are limited to diseases from which the receiving herd is declared free.
- Fewer than 100 pigs are in the quarantine room, monthly clinical health checks must be carried out in the quarantine room provided that the animals have been there for at least 14 days.

If the quarantine room constitutes an independent building cf. section C 2.9, monthly health checks must be carried out in the quarantine room. The checks include clinical checks and, if the animals have been in the quarantine room for more than 14 days, blood tests for Myc, Ap2, Ap6, Ap12 and PRRS 1 and 2, although tests are only limited to diseases for which the receiving herd is declared free.

If a Red SPF herd ceases so that pigs in the quarantine room from the herd cannot be released in the usual way, SPF Health can order the Owner of the Red SPF herd to pay for relevant examinations so that the pigs in the quarantine room can be released, cf. section 2.5.10.

C4.5 If the pigs in a Blue SPF herd are transferred from the quarantine room to the herd area within 42 days of the start of the quarantine period, SPF Health must be notified immediately. If the Owner transfers pigs from the quarantine room to his/her herd after notification of suspicion of unwanted infection in the supplier herd, SPF Health must be notified immediately. The herd is then notified that Conditional status for the disease in question has been issued until a number of samples, as determined by SPF Health, have been taken for the respective disease.

C4.6 From visits to quarantine rooms with Conditional status, there is a 12-hour personal quarantine before access to the rest of the herd area.

C4.7 In case of highly suspected or confirmed infection in the supplier herd with a disease for which the receiving herd is declared free, SPF Health issues a written recommendation to the buyer regarding the release of the animals from the quarantine room.

C4.8 If the pigs in the quarantine room are removed due to suspected or confirmed unwanted infection, the room must be washed and remain empty for at least 7 or 21 days and be disinfected before pigs may be placed in the room again, cf. 1.1.7.

If unwanted infection is detected in a quarantine room of a herd with red SPF status, conditional status is declared for the entire herd.

If the suspicion of unwanted infection is subsequently disproved, these requirements are waived.

C5 Quarantine room pen in blue free-range herds

- C5.1 Quarantine room pens in Blue SPF free-range herds, cf. Appendix E, can be used where an indoor quarantine room cannot be established. In such case, the following conditions must be met:
- a) The quarantine room pen must be located as far away as possible, but at least 50 m from the pens in the free-range herd area.
 - b) The quarantine room pen must be fenced in as a separate free-range herd, also when it is located within the herd's perimeter fence, cf. Appendix E
 - c) The quarantine room pen must be designed in such a way that personal access and delivery, in or out, of pigs can take place without contact with the pigs in the pens of the free-range herd area.
 - d) If the quarantine room pen is emptied due to suspected unwanted infection, the pen (incl. enclosure) must be moved to another area - at least 10 m away.
The soil in the original quarantine pen is ploughed immediately and must not be used for housing pigs for at least 12 months. Tools and fencing material that have been in contact with the pigs or the area must be washed and disinfected, after which it must be at least 12 hours before they are used in the herd. For tools made of wood, it must be at least 14 days before used in the herd.

Appendix D - Owner transport regulations

D1 General for livestock vehicles

- D1.1 Before the livestock vehicle is deployed, Health Control must describe and approve it in a "Livestock vehicle approval report". Upon SPF Health receiving the approval report, the Owner is sent an approval sign. The sign must be affixed on the right side of the vehicle, close to the rear. The sign may not be used on other vehicles.
- D1.2 Requirements for livestock vehicles
Vehicle transport compartment:
- a) must comply with official animal transport requirements, including space requirements and requirements for a non-slip base.
 - b) must be closed, i.e. with boards or tarpaulin as a roof and bird netting for ventilation openings, so that other animals - including birds, mice and rats - are prevented from entering. The mesh size of the bird net must be a maximum of 20x20 mm. The front end must be closed (not netted) so that splashes from the tractor's wheels do not enter the transport compartment.
 - c) must be provided with ventilation systems or ventilation openings for natural ventilation. In the case of tractor trailers, the ventilation openings must not be located in front of or on top of the trailer. The ventilation system must have adequate capacity in relation to the number of pigs the box can hold.
 - d) must be produced from materials - and kept in a condition - that makes thorough cleaning and effective disinfection possible.
 - e) when the vehicle is not in use, it must be located at least the approval distance for the herd type in question from other pig herds.
 - f) if the livestock vehicle is used to transport own pigs to slaughterhouses, market and export sites or similar infectious risk areas, the vehicle must be washed and disinfected after unloading. The vehicle must then be washed and disinfected again at the normal washing area. Subsequently, the livestock vehicle must undergo a 12-hour quarantine before the vehicle may enter the herd area.
 - g) if the vehicle is used for internal transport on public roads, it must meet the requirements for an SPF vehicle, cf. SPF Transport Regulations, which can be obtained from SPF Health. However, a brief crossing of a public road is permitted after approval by Health Control.

- D1.3 Owner transport by Owner's livestock vehicle may be used for:
- a) transfer of pigs between housing units within the herd area
 - b) transfer of pigs from the Owner's quarantine room (approved by SPF Health) to the herd area,
 - c) transfer of pigs between the herd area and SPF vehicle at delivery, incoming or outgoing,
 - d) transfer of pigs between the herd area and the delivery room, incoming or outgoing,
 - e) transport between SuS joint operation herds, approved by SPF Health,
 - f) transport of pigs between blue SPF herds, of which at least one of the herds must belong to the Owner. Both Owners involved must register such transport with the date and time of the transport as well as the identification (CHR no., name and address) of the seller and buyer herds in each individual case.

The registration must be:

- g) made in a clear manner,
- h) communicated by the Owner to SPF Health in case of suspicion of unwanted infection in the herd,
- i) reported, respectively submitted to SPF Health on request, and
- j) stored with the Owner for at least 1 year.

In the case of Owner transport to a herd outside the SPF system, the pigs automatically lose their SPF status when they are unloaded from the livestock vehicle.

- D1.3 Owner transport with the Owner's livestock vehicle must be used for internal transport - between the Owner's own herd areas - in the following situations:
- a) transfer of pigs between housing units within the herd area
 - b) transfer of pigs from the Owner's quarantine room (approved by SPF Health) to the herd area,
 - c) transfer of pigs between the herd area and SPF vehicle at delivery, incoming or outgoing,
 - d) transfer of pigs between the herd area and the delivery room, incoming/outgoing
 - e) transfer of pigs to third party livestock vehicle via the transshipment area
 - f) transport between SuS joint operation herds and herds in partial SuS joint operation (incl. associated quarantine rooms).
- D1.4 Owner transport with SPF livestock vehicle between another Owner's Red SPF herd and the buyer's Red SPF herd is permitted (cf. however, section 2.4.1 on additional status information). The livestock vehicle must belong to the recipient herd. For transport on public roads, the vehicle must meet the requirements for an SPF vehicle, cf. the SPF transport regulations and cf. 1.3.3.
- Owner transport from a Red SPF herd to another Owner's herd requires approval as an SPF Transporter. However, in case of several owners' herds in SuS joint operation, the livestock vehicle may be used.
- D1.5 When delivering to an SPF vehicle with pigs of lower status, or when delivering to an unapproved vehicle with pigs on it, the handover must take place at least 100 m from the herd area via the transshipment area.
- D1.6 If unintentional contact occurs with other pig transport or pigs from other herds during Owner transport of pigs by a livestock vehicle, this must be reported to SPF Health before the pigs are unloaded. SPF Health then decides on the consequences of the inadvertent contact.

- D1.7 If Conditional status is declared for seller or buyer herds using Owner Transport with Livestock vehicle, the Owner of the herd with Conditional status, cf. 2.5.5 must ensure that.
- a) SPF Health receives notification of trading partners in the previous 42 days when Owner Transport was carried out.
 - b) trading partners in the past 42 days are informed of this.

D2 Loading on to livestock vehicle

- D2.1 Loading into a clean and disinfected own or third-party livestock vehicle may be done directly from the herd area via a clean and disinfected loading ramp.

Loading into a Livestock vehicle may also be done from an approved SPF vehicle, cf. 1.3.7. d).

- D2.2 Before loading, to participate in the loading, the driver of the livestock vehicle must
- a) have spent at least 12 hours of quarantine since contact with pigs of a lower health status than the herd being delivered from,
 - b) disinfect hands and put on clean overalls and clean, disinfected boots, which are carried in a clean plastic bag. Changing clothes must be done on a changing surface, cf. Appendix A6. After changing clothes, the driver may only enter the clean and disinfected areas.
 - c) The driver can also use the herd's entrance room and clothes/boots.
- D2.3 Immediately before loading, the driver must
- a) disinfect the inside of the cleaned transport compartment,
 - b) disinfect the other, cleaned delivery facilities (cf. Appendix A.) that must be used for loading.

Disinfection is carried out with the herd's disinfection solution in a spray placed on the ramp from the inside by stockpersons.

- D2.4 After loading, the driver changes into other work clothes in the changing area or the herd's entrance room. Clothing brought along and worn during loading must be worn again when unloading the pigs. During transport, this clothing is stored in the plastic bag, cf. D2.2.

D3 Unloading from livestock vehicle

- D3.1 To participate in the unloading/reloading, the driver of the livestock vehicle must disinfect his hands beforehand and put on the overalls and boots that were used during loading and brought along in plastic bags, cf. D2.4.

Changing clothes must be done on a changing surface, cf. Appendix A6.

After changing clothes, the driver may enter the clean and disinfected areas only.

The driver may also use the herd's entrance room and clothes/boots.

- D3.2 The cleaned delivery facilities to be used for unloading are disinfected immediately before unloading, cf. 1.3.5 and Appendix A.

Disinfection is carried out with the buying herd's disinfection solution in a spray placed by the buyer on the unloading ramp.

- D3.3 Unloading/reloading may be carried out directly onto an SPF vehicle, another transport vehicle or to the herd area.

Transshipment to an SPF vehicle must not take place on a public road or site. Transshipment must take place via a transshipment site, cf. Appendix A7.

D4 Cleaning, disinfection and quarantine of livestock vehicles

- D4.1 When delivering pigs to a herd, the Livestock vehicle must undergo at least 12 hours of quarantine after cleaning and disinfection:

- a) before transferring pigs to the herd from an SPF vehicle.
- b) before picking up pigs in a non-SuS joint operation herd with higher health status.

- D4.2 When delivering pigs from the herd, the Livestock Vehicle must be cleaned, disinfected and undergo at least 12 hours of quarantine:

- a) before transferring pigs to an SPF vehicle.
If the SPF vehicle does not carry pigs from other herds, however, the transfer can take place as an uninterrupted shuttle operation using the livestock vehicle – without cleaning, disinfection and quarantine between loads, cf. Appendix A8 d).
- b) after transfer to a non-approved transporter's vehicle, including a slaughterhouse vehicle.
- c) after transport to non-SuS joint operation herd.

- D4.3 Washing, disinfection and 12-hour quarantine, cf. D4.1 and D4.2 may be omitted in uninterrupted shuttle transport between two SuS joint operation herds.
However, the receiving herd must receive each load on a clean and disinfected unloading ramp. The livestock vehicle must be cleaned and disinfected at least once a day after use.

D5 General for vehicle for transport of animals for slaughter

- D5.1 Health Control must approve the vehicle for transport of animals for slaughter before it is deployed.

- D5.2 Requirements for a vehicle for transport of animals for slaughter

- a) The vehicle's transport compartment must be manufactured from materials and kept in a condition that enables thorough cleaning and effective disinfection.
- b) When the vehicle is not in use, it must be located at least at the herd's approval distance from other pig herds.
- c) If the vehicle for transport of animals for slaughter is used to transport own pigs to slaughterhouses, market and export sites or similar infectious risk areas, the vehicle must be washed and disinfected after unloading. It must be washed and disinfected again at the normal washing area. The vehicle must subsequently undergo a 12-hour quarantine before it is clear to back up to the herd area.

- D5.3 Transport by the Owner's vehicle for the transport of animals for slaughter may be used only for:
- a) transfer of pigs from the herd area to non-approved transporter (including slaughterhouse transporter),
 - b) transfer of pigs from the herd area to delivery room in as much as the pigs lose their declared health status when they leave the herd area,
 - c) transport of pigs to herds outside the SPF system, in as much as the pigs automatically lose their SPF status when they leave the herd area,
 - d) transport of pigs to slaughterhouse.

D6 Loading on to vehicle for transport of animals for slaughter

- D6.1 Loading directly from the herd area may be done within the following guidelines:
- a) the vehicle is clean, disinfected and has undergone at least 12 hours of quarantine after washing and disinfection,
 - b) immediately before loading, the stockpersons disinfect cf. 1.4.2 the cleaned delivery facilities to be used for loading, incl. the vehicle compartment (bottom, inner sides, partition and outer side by the door/lift),
 - c) the vehicle is considered part of the herd area during loading.
- D6.2 For all other loadings on to a vehicle for the transport of animals for slaughter than mentioned in D6.1, the vehicle must be regarded as an unapproved vehicle.

Appendix E - Regulations for Blue SPF free-range herds

E1 General

- E1.1 No new free-range herds with red health status may be established, cf. Danish Agriculture & Food Council, Danish Pig Research Centre.
- E1.2 Free-range herds in the SPF system are given "Free-range" additional health status in accordance with 2.4.6.
- E1.3 In addition to the Danish Veterinary and Food Administration's regulations for free-range herds, free-range herds are subject to "SPF Health Regulations" with the exceptions mentioned in points E2. - E4.
- E1.4 All areas within the outer perimeter fence (cf. the Danish Veterinary and Food Administration's regulations for fencing free-range herds) are considered part of the free-range herd area. If the free-range herd area is divided into several separate areas, each area is considered a separate free-range herd area.

E2 Approval

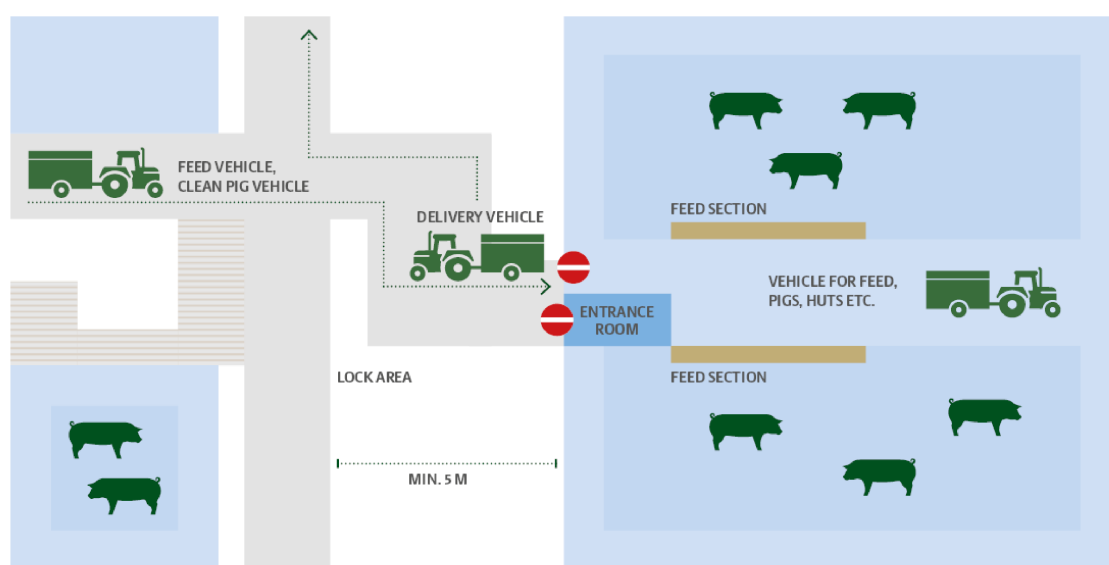
- E2.1 Free-range herd areas must be approved by Health Control, cf. section 1.1.1. The approval report for SPF Health must contain field maps for farms as well as a detailed sketch of access and exit conditions and the location of the nearest public roads.

E3 Biosecurity

- E3.1 The distance from the free-range herd's outer perimeter fence to the housing unit building in the nearest other pig herd must be at least 100 m.
The distance to the outer perimeter fences of other free-range herds with lower health status must be at least 100 m.
- E3.2 If the distance from the free-range herd's outer perimeter fence to the fields of neighbouring properties is less than the herd's approval distance, a written statement must be provided from these neighbours confirming that pig manure/slurry from pigs with a lower health status will not be spread within this distance.
- E3.3 Before a new area is used as a free-range herd area, pigs with a lower health status must not have been on the respective area in the preceding 12 months - nor must manure/slurry from such pigs have been applied to the area.
- E3.4 If the free-range herd area is not linked directly to an indoor herd area, an entrance room lock must be established for changing clothing and boots, cf. 1.2.3.
- E3.5 Transport of pigs between free-range herd areas must be carried out by an SPF transporter or by owner transport, cf. Appendix D.

- E3.6 When delivering pigs, inbound or outbound, the external transporter must not step inside the outer perimeter fence.
- E3.7 Outbound delivery of slaughter animals must take place at least 100 m outside the outer perimeter fence.
- E3.8 Tractors, vehicles and other technical aids must be washed and disinfected before being brought into the free-range herd area and must have undergone at least 12 hours of quarantine after direct contact with pigs of a lower health status.

E4 Principle sketch of free-range herd area



Appendix F - Regulations for shuttle transport

F1 General

- F1.1 Shuttle transport is understood as the uninterrupted back and forth driving of an SPF vehicle between supplier and recipient. Washing and disinfection of the loading ramp and SPF vehicle may be omitted according to the following regulations.
- F1.2 Prior to shuttle transport, the SPF Transporter must ensure that both supplier and recipient accept shuttle transport. Shuttling must be indicated on the delivery note/transport document.
- F1.3 Shuttle transport from red SPF herds is only permitted after prior agreement with SPF Health, cf. 1.4.2. and Appendix A8 e).

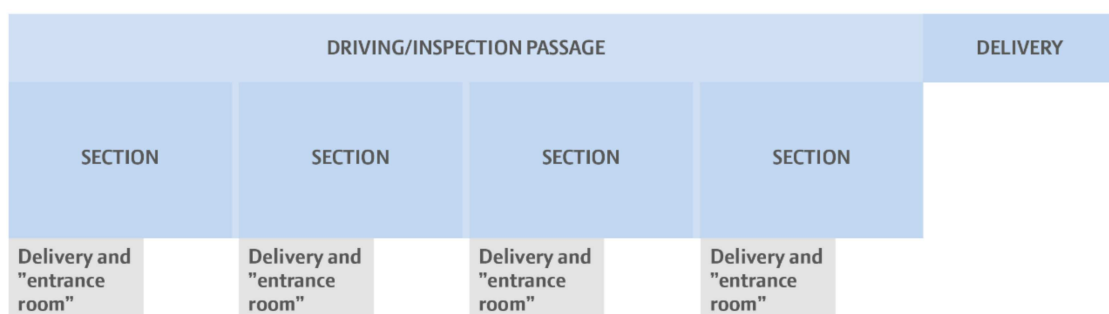
F2 Supplier and recipient with same status in the SPF system

- F2.1 Only pigs from the respective supplier herd may be found in the recipient herd area (entire CHR no.).
- F2.2 The recipient herd must receive each load on a clean unloading ramp, which the herd owner disinfects before each unloading.

F3 Supplier and recipient with different status in the SPF system

- F3.1 See principle illustration.
Shuttle driving may only be undertaken to the same separate section at the recipient.
- F3.2 Before the first unloading, the section must be cleaned and disinfected - and blocked off from other sections that are not empty or cleaned.
- F3.3 Pigs from another supplier must not enter the section while the shuttle operation is ongoing.

Principle illustration for recipient herd area:



- F3.4 Stockpersons receiving the pigs must not have been in contact with other pigs in the previous 12 hours.

- F3.5 Stockpersons must not come into contact with other pigs until all loads in the delivery have been received.
- F3.6 Stockpersons' access to the housing section must be via the unloading ramp with a change of clothes/boots or via the section's own entrance room.
- F3.7 Clothes, boots and equipment used must be freshly washed/cleaned and disinfected for at least 12 hours before the first unloading.
- F3.8 After each unloading, the recipient must clean and disinfect the unloading ramp.
- F3.9 Receiving conditions must be described and approved by Health Control in a special approval report. The report, signed by the veterinarian and recipient, must be received by SPF Health before the first shuttle delivery is made.
- F3.10 The ongoing re-approval takes place at the same time as the normal SPF health control (15-week declaration or advisory agreement). The visit is adjusted so that Health Control can approve the cleaning quality of an empty and cleaned section.

F4 Recipient with Unknown status or PRRS status

- F4.1 The above points F3.1-9 apply.
- F4.2 The ongoing re-approval must be issued every 15 weeks by a veterinarian and confirmed on a special "Shuttle declaration". If the "Shuttle declaration" is not available no later than Wednesday in week number 16, SPF Health will declare a Conditional status for the herd, i.e. the permit for shuttle transport has lapsed without further notice. At the same time, SPF Health charges an administration fee. The re-approval must take place when an empty and cleaned section is available, as the veterinarian reviews the infection protection and cleaning quality of an empty and cleaned section.

SPF Health
Agro Food Park 15
DK - 8200 Aarhus N
Ph. +45 8740 5101
sundhedsstyringen@lf.dk
spfsus.dk
ISSN: 1604-5874